

PATENTS FOR INVENTIONS.

---

ABRIDGMENTS OF SPECIFICATIONS.

---

CLASS 97.

PHILOSOPHICAL INSTRUMENTS,

[*including* OPTICAL, NAUTICAL, SURVEYING, MATHEMATICAL,  
*and* METEOROLOGICAL INSTRUMENTS].

---

PERIOD—A.D. 1855-1866.

---



LONDON:  
PRINTED FOR HIS MAJESTY'S STATIONERY OFFICE,  
By LOVE & MALCOMSON, LTD., 4 & 5, DEAN STREET, W.C.  
PUBLISHED AT THE PATENT OFFICE, 25, SOUTHAMPTON BUILDINGS,  
CHANCERY LANE, LONDON, W.C.

1905.

PRICE ONE SHILLING.



ULTIMHEAT®  
VIRTUAL MUSEUM



PATENTS FOR INVENTIONS.

---

---

ABRIDGMENTS OF SPECIFICATIONS.

---

---

CLASS 97,

PHILOSOPHICAL INSTRUMENTS,

[including OPTICAL, NAUTICAL, SURVEYING, MATHEMATICAL,  
*and* METEOROLOGICAL INSTRUMENTS].

---

---

PERIOD—A.D. 1855-1866.

---

---



LONDON:  
PRINTED FOR HIS MAJESTY'S STATIONERY OFFICE,  
By LOVE & MALCOMSON, LTD., 4 & 5, DEAN STREET, W.C.  
PUBLISHED AT THE PATENT OFFICE, 25, SOUTHAMPTON BUILDINGS,  
CHANCERY LANE, LONDON, W.C.

---

1905.



THE INSTITUTION FOR THE IMPROVEMENT  
OF THE SIGHT OF THE BLIND

CLASSICAL  
LITERATURE  
AND  
HISTORY

1800-1860



FOR THE  
LIBRARY OF THE  
INSTITUTION FOR THE IMPROVEMENT  
OF THE SIGHT OF THE BLIND



## EXPLANATORY NOTE.

The contents of this Abridgment Class may be seen from its Subject-matter Index. For further information as to the classification of the subject-matter of inventions, reference should be made to the *Abridgment-Class and Index Key*, published at the Patent Office, 25, Southampton Buildings, Chancery Lane, W.C., price 1s., postage 6d.

It should be borne in mind that the abridgments are merely intended to serve as guides to the Specifications, which must themselves be consulted for the details of any particular invention. Printed Specifications, price 8d., may be purchased at the Patent Office, or ordered by post, no additional charge being made for postage.

## SUBJECT-MATTER INDEX.

Abridgments are printed in the chronological order of the Specifications to which they refer, and this index quotes only the year and number of each Specification.

**Acidimeters.** *See* Specific-gravity estimating-apparatus.

**Actinometers.** *See* Photometers &c.

**Air-current meters.** *See* Anemometers.

**Alcoholmeters.** '61. 284. '65. 122. 1349.  
*Excepting* Specific-gravity estimating-apparatus;  
*for which see that heading.*

**Altazimuths.** *See* Theodolites.

**Altimeters.** *See* Surveying-instruments.

**Altitudes, Angular, Measuring.** *See* Clinometers &c.; Latitude instruments; Levels and plumbing-instruments; Longitude instruments; Sextants &c.; Theodolites; Transit instruments.

**Altitudes, Linear, Measuring.** *See* Surveying-instruments.

**Anemometers.** '55. 850. '56. 870. '57. 740. 2914. '58. 1837. '61. 2174. '62. 2912. 3454. '63. 2253. 2383. '65. 321. 1839.  
wind vanes. *See* Wind vanes.

**Aneroid barometers.** *See* Barometer.

**Angle-measuring instruments.** *See* Bearings and courses, Determining &c.; Bevels &c.; [*Abridgment Class* Hand tools &c.]; Clinometers &c.; Gauges, [*Abridgment Class* Registering &c.]; Latitude instruments; Levels and plumbing-instruments; Mathematical drawing-instruments; Protractors &c.; Sextants &c.; Ships, (*trim indicators*), [*Abridgment Class* Ships &c., Div. I.]; Surveying-instruments; Telemeters; Theodolites; Tools for setting-out work, [*Abridgment Class* Hand tools &c.].



- "Angles" or set-squares. *See* Squares, Drawing &c.
- Angles, Plotting. *See* Bearings and courses, Determining &c.; Mathematical drawing-instruments; Protractors &c.; Surveying-instruments.
- Ares, Describing and dividing. *See* Mathematical drawing-instruments.
- Artificial horizons. *See* Horizons, Artificial.
- Artificial zeniths. *See* Levels &c.
- Astronomical instruments. *See* Bearings and courses, Determining &c.; Globes and orreries, [*Abridgment Class* Writing-instruments &c.]; Gyroscopic apparatus; Latitude instruments; Longitude instruments; Lenses; Reflectors; Sextants, &c.; Telescopes &c.; Tripod &c. stands.
- Azimuth instruments. *See* Bearings and courses, Determining &c.; Compasses, Magnetic; Sextants &c.; Surveying-instruments; Theodolites.
- Barometers.** '55. 2306. '56. 1029. '57. 579. 2278. '58. 1739. '59. 231. 288. 556. 2745. '60. 1185. 2511. 2631. '61. 159. 238. 961. 1366. 1616. 1733. 2560. 2947. '62. 303. 312. 443. 618. 682. 740. 756. 1386. 3264. 3454. '63. 813. 889. 1108. 1715. 2107. 2383. '64. 373. 2267. '65. 1891. 2714. 3167. '66. 1006. 2446.
- Beam-compasses. *See* Mathematical drawing-instruments.
- Bearings and courses, Determining, indicating, correcting, and plotting.** '55. 976. 2161. '56. 787. 1184. 1636. 2069. '57. 2676. '58. 636. 1352. 2575. '59. 1805. 2699. '60. 133. 135. '61. 156. '62. 3119. '64. 2350. '66. 843.  
*Excepting* Compasses, Magnetic; Globes and orreries, [*Abridgment Class* Writing-instruments &c.]; Latitude instruments; Mathematical drawing-instruments; Sextants &c.; Signals, Marine and ship, (*ships' course signals*), [*Abridgment Class* Signalling &c.]; Surveying-instruments; Telemeters; Theodolites;  
*for which see those headings.*
- Binnacles. *See* Compasses, Magnetic.
- Binoocular glasses. *See* Telescopes &c.
- Blowing bubbles. *See* Bubbles, Apparatus for blowing.
- Boiling points of liquids, Instruments for determining.** '61. 284.
- Bow pens and pencils. *See* Mathematical drawing-instruments.
- Bubbles, Apparatus for blowing,** [*including* Solutions thereof]. '64. 1613. 3047.
- Calculating-apparatus, [*including* Slide-rules, computing-scales, and the like]. *See* *Abridgment Class* Registering &c.
- Calorimeters.** '62. 1951.
- Camera lucidas.** '55. 2261. '57. 2459. '62. 214. 733.
- Camera obscuras.** '57. 2129. 2459. '62. 733.
- Camera stands, Tripod and like. *See* Tripod &c. stands.
- Carpenters' squares and the like. *See* Squares, Drawing &c.
- Centrolineads. *See* Mathematical drawing-instruments.
- Charts and plans, Laying-off and measuring courses and bearings on. *See* Bearings and courses, Determining &c.
- Chromatropes.** '55. 1456. '58. 806. '62. 2643.
- Chromeidoscopes. *See* Kaleidoscopes.
- Circumferentors. *See* Surveying-instruments.
- Clinometers and other instruments for measuring vertical angles and angular altitudes.** '55. 1736. 2867. '56. 187. 1680. 1788. '57. 1848. '58. 778. 2763. '60. 1555. 2302. '61. 137. 1698. '62. 589. 1778. 2976. 3432. '63. 2279. 2348. '64. 2375. '65. 84. '66. 723. 749.  
*Excepting* Latitude instruments; Sextants &c.; Theodolites;  
*for which see those headings.*  
trim indicators for ships. *See* *Abridgment Class* Ships &c., Div. I.
- Colours, surfaces, textures, and the like, Comparing and testing.** '62. 1516.  
*Excepting* Fabrics, Testing, [*Abridgment Class* Fabrics, Dressing &c.];  
*for which see that heading.*
- Compasses, Drawing. *See* Mathematical drawing-instruments.

- Compasses, Magnetic.** '55. 455. 875. 976. 1955. 2045. 2161. 2396. 2769. 2794. 2856. 2867. '56. 155. 639. 1636. 1888. 2069. 2156. 2934. '57. 1903. 2371. '58. 262. 323. 826. 870. 1293. 1352. 1471. 1659. 1814. 2479. '59. 326. 452. 1183. '60. 442. 1042. 2302. '61. 610. 791. 1496. 2270. 3092. '62. 452. 1405. 2345. 2611. 3061. 3119. '63. 211. 401. 695. 883. 955. 1065. 1409. 1553. 1715. 1935. 2107. 2268. '64. 781. 1072. 2350. 2459. '65. 84. 128. 787. 1251. '66. 227. 353. 556. 838. 843. 1510. 1627. 2360. 2863.  
jewellery for holding. *See* *Abridgment Class Fastenings, Dress.*  
lamps for illuminating. *See* *Abridgment Class Lamps &c.*
- Compasses, Non-magnetic. *See* Bearings and courses, Determining &c.
- Conic sections, Describing. *See* Mathematical drawing-instruments.
- Contouring, Surveying-instruments for. *See* Surveying-instruments.
- Courses, Determining, indicating, correcting, and plotting. *See* Bearings and courses, Determining &c.; Compasses, Magnetic.
- Current meters. *See* Anemometers; Logs &c.
- Curve-drawing instruments and moulds. *See* Mathematical drawing-instruments.
- Curves, Plotting. *See* Mathematical drawing-instruments.
- Curves, Railway and like, Setting-out. *See* Surveying-instruments.
- Density apparatus. *See* Specific-gravity estimating-apparatus.
- Depth gauges. *See* Sounding-apparatus, Sea &c.
- Diaphragms for optical instruments in general. *See* Optical instruments.
- Dissolving-view apparatus. *See* Magic-lanterns &c.; Stereoscopes.
- Distance indicators. *See* Logs &c.; Odometers, [*Abridgment Class* Registering &c.]; Tele-meters.
- Dividers and dividing-instruments for circles, arcs, and straight lines. *See* Mathematical drawing-instruments.
- Dividing-engines for cutting scales and the like.** '58. 39. '65. 1245.
- Draught or air-current meters. *See* Anemometers.
- Drawing-instruments, Mathematical. *See* Mathematical drawing-instruments.
- Drawing-tables. *See* *Abridgment Class* Furniture &c.
- Ellipsographs and like curve-drawing instruments. *See* Mathematical drawing-instruments.
- Enlarging or reducing drawing plans and the like. *See* Mathematical drawing-instruments.
- Eyeglasses. *See* Spectacles &c.
- Eye protectors and shades. *See* Protectors and shades, Eye &c.
- Eyesight, Testing. *See* Sight-testing apparatus.
- Face protectors and shades. *See* Protectors and shades, Eye &c.
- Field glasses. *See* Telescopes &c.
- Geodetic instruments. *See* Surveying-instruments.
- Geometrical figures, Plotting-out. *See* Mathematical drawing-instruments.
- Geostats. *See* Gyroscopic apparatus.
- Globes and orreries. *See* *Abridgment Class* Writing-instruments &c.
- Goggles. *See* Spectacles &c.
- Goniometers and other instruments for measuring solid angles.** '66. 473.
- Goniometrosopes. *See* Kaleidoscopes
- Gradient indicators. *See* Clinometers &c.; Surveying-instruments.
- Graphometers. *See* Surveying-instruments.
- Graphoscopes. *See* Reading-glasses &c.
- Guards, Eyeglass and like. *See* Spectacles &c.
- Gyroscopic apparatus.** '55. 917. '56. 1184. '57. 2676.

- Heat indicators. *See* Thermometers &c.
- Horizons, Artificial.** '57. 1669. '59. 2056. '60. 1845. '65. 3316. '66. 2363.
- Humidity, Testing. *See* Hygrometers &c.
- Hydrometers. *See* Specific-gravity estimating-apparatus.
- Hygrometers and hygrosopes,** [including Means for detecting dampness in linen and the like]. '57. 2278. '61. 2790. '62. 756. '65. 207. 1610. 2098.
- Inclinations, Determining. *See* Clinometers &c.
- Indicating ships' course and speed. *See* Bearings and courses, Determining &c.
- Kaleidoscopes.** '56. 1062. '59. 516. '61. 813. 1490. '62. 214. 2980. '63. 102.
- Lanterns, Optical. *See* Magic-lanterns &c.
- Latitude instruments.** '56. 939. 1184. 2069. '58. 859. '61. 1103. '63. 2674. '66. 946. 2363.  
*Excepting* Sextants &c.; Theodolites; *for which see those headings.*  
calculating-apparatus. *See* Abridgment Class Registering &c.
- Leads for sea-sounding. *See* Sounding-apparatus, Sea &c.
- Lenses.** '55. 320. '56. 2060. '57. 1692. '59. 1450. 2426. '60. 2496. '61. 2083. '63. 1200. 2699. '64. 1519. 2539. 3119. '66. 920.  
*Excepting* lenses adapted to special purposes, such as Lamp lenses &c., [Abridgment Class Lamps &c.]; Magic-lanterns &c.; Microscopes; Pavement-lights, [Abridgment Class Roads &c.]; Photography, [Abridgment Class Photography]; Reading-glasses and graphoscopes; Ships, (cabin and deck lights), [Abridgment Class Ships &c., Div. I.]; Spectacles &c.; Stereoscopes; Telescopes and opera and field glasses;  
*for which see those headings.*  
diaphragm stops for. *See* Abridgment Class Photography.  
glass, manufacture of. *See* Abridgment Class Glass.
- Levelling-staves. *See* Surveying-instruments.
- Levels and plumbing-instruments.** '55. 917. '56. 69. 187. 1680. 2064. '57. 1669. 2555. '58. 778. '59. 326. '60. 1555. 1648. 2302. '61. 102. 1698. 3092. '62. 1254. 1778. 2976. 3432. '63. 2279. 2348. 2399. 2714. '64. 2375. 2987. '65. 84. 2065. 3283. 3316. 3329. '66. 534. 749.

- Levels and plumbing-instruments--cont.**  
clinometers. *See* Clinometers &c.  
distance-measuring attachments. *See* Telemeters.  
glass tubes for, making. *See* Abridgment Class Glass.  
trim indicators for ships. *See* Abridgment Class Ships &c., Div. I.  
tripod and like stands. *See* Tripod &c. stands.
- Liquids, Indicating rate of flow of. *See* Logs &c.
- Liquids, Indicating strength of. *See* Alcoholmeters; Specific-gravity estimating-apparatus.
- Liquometers. *See* Alcoholmeters.
- Logs and leeway indicators,** [including Current meters]. '55. 2161. 2331. 2823. '56. 870. 2163. 2269. 2526. 2551. '57. 990. 2218. 2583. '58. 1958. 2131. 2886. '59. 732. 2297. '60. 1893. 2982. '61. 218. 734. 3129. 3130. '62. 348. 937. 1185. 1215. 2280. 3434. '63. 187. 243. 2599. '64. 3079. '65. 233. 1830. '66. 843. 3430.  
*Excepting* Anemometers;  
*for which see that heading.*
- Longitude instruments.** '56. 1184. 2069. '58. 859. '66. 946. 2363.  
calculating-apparatus. *See* Abridgment Class Registering &c.  
clocks. *See* Abridgment Class Watches &c.  
gyroscopic apparatus. *See* Gyroscopic apparatus.
- Magic-lanterns and similar projecting-apparatus.** '55. 313. 1456. '57. 2129. 2823. '60. 107. '61. 1218. '65. 2815. '66. 473. 2550. 3116.  
advertising on or in connection with. *See* Abridgment Class Advertising &c.  
enlarging and copying lanterns. *See* Abridgment Class Photography.  
lamps and burners. *See* Abridgment Classes Electric lamps &c.; Lamps &c.  
limelight apparatus. *See* Abridgment Class Lamps &c.  
slides, producing. *See* Transferring designs &c., [Abridgment Class Printing other than letterpress &c.].
- Magnetic compasses. *See* Compasses, Magnetic.
- Magnetic meridian, Finding and indicating. *See* Compasses, Magnetic.
- Magnifying-glasses. *See* Microscopes; Reading-glasses &c.
- Maps and charts, Setting-out courses and bearings on. *See* Bearings and courses, Determining &c.



Mariners' compasses. See Compasses, Magnetic.

**Mathematical drawing-instruments**—

Excepting Drawing-boards, [Abridgment Class Artists' instruments &c.]; Protractors &c.; Rulers, Drawing and like; Ruling, dotting, tracing, and like pens and devices; Ruling machines &c., [Abridgment Class Printing other than letterpress &c.]; Squares, Drawing and like; Tools for setting-out work, [Abridgment Class Hand tools &c.]; for which see those headings.

alloys for. See Abridgment Class Metals and alloys.

arc-describing instruments, [other than compasses], '63. 226.

beam-compasses. See compasses below.

bone, artificial for. See Abridgment Class India-rubber &c.

bow pens and pencils. See compasses below.

boxes and cases for. See Abridgment Class Boxes &c.

centrolineads. '66. 664.

circle-describing instruments. See arc-describing instruments above; compasses below.

compasses. '57. 2130. '58. 39. '61. 2388. 3092. '63. 226. 263. '65. 235. 3083. '66. 664.

dividers. See dividers below.

conchoids, describing. See ellipsographs &c. below.

conic sections, describing. See ellipsographs &c. below.

curves and figures, plotting and reproducing. See ellipsographs &c. below.

dividers. '57. 2130. '63. 226. '65. 235. 3083.

ellipsographs and other instruments for drawing, plotting, or reproducing curves and figures. '55. 1128. 2834. '57. 3102. '59. 2796. '60. 2323. '62. 961. 3140. '64. 1454. '66. 664.

epicycloids and hypocycloids, describing. See ellipsographs &c. above.

joints. '61. 3092. '63. 263. '65. 3083.

linkwork curves, describing. See ellipsographs &c. above.

maps, charts, and plans, instruments for setting-out courses and bearings on. See Bearings and courses, Determining &c.

marking-out patterns for boots and shoes. See Abridgment Class Boots &c.

marking-out patterns for wearing-apparel. See Abridgment Class Wearing-apparel.

pantographs. '57. 1755. 1805. '58. 488. '59. 2796. '62. 733.

pantographic or elastic transfers. See Abridgment Class Printing other than letterpress &c.

perspective drawing-instruments. See Abridgment Class Artists' instruments &c.

pivots. See joints above.

plastic compositions for. See Abridgment Class India-rubber &c.

proportional compasses. '58. 567.

proportional dividers. See proportional compasses above.

sales. '58. 1471. '60. 1793. '61. 3092. '62. 733. '63. 1817. 2107. '66. 90.

section-lining apparatus. '61. 706. '65. 1854.

**Mathematical drawing-instruments**—

cont.

spirals, drawing. See ellipsographs &c. above.

trammels. See compasses; ellipsographs &c.; above.

Measuring angles. See Clinometers &c.; Goniometers &c.; Mathematical drawing-instruments; Protractors &c.; Sextants &c.; Surveying-instruments; Theodolites.

Measuring heights and distances. See Barometers; Surveying-instruments; Telemeters.

Meteorological instruments. See Anemometers; Barometers; Hygrometers &c.; Thermometers &c.; Wind vanes.

Meters. See Anemometers; Dynamometers, [Abridgment Class Registering &c.]; Electric meters &c., [Abridgment Class Electricity, Measuring &c.]; Gas meters, [Abridgment Class Gas distribution]; Liquid meters, [Abridgment Class Registering &c.]; Logs &c.; Measured quantities, Apparatus for delivering, [Abridgment Class Registering &c.]; Odometers, [Abridgment Class Registering &c.]; Rotary &c. meters, [Abridgment Class Rotary engines &c.]; Steam meters, [Abridgment Class Registering &c.].

Micrometers, Optical. See Optical instruments.

**Microscopes.** '56. 896. 2614. '57. 1139. '60. 801. 2496. '61. 1393. 2347. '62. 504. 3247. '63. 141. 2699. '65. 2075. 3211. '66. 473. 581. 890. 920.

reading-glasses and graphoscopes. See Reading-glasses &c.

Military sketching-boards. See Surveying-instruments.

Miners' dials. See Levels &c.; Surveying-instruments; Theodolites.

Mirrors or reflectors. See Reflectors.

Moisture, Testing. See Hygrometers &c.

Navigation, Instruments for use in. See Bearings and courses, Determining &c.; Calculating-apparatus, [Abridgment Class Registering &c.]; Clocks and watches, (chronometers), [Abridgment Class Watches &c.]; Compasses, Magnetic; Globes and orreries, [Abridgment Class Writing-instruments &c.]; Logs &c.; Sextants &c.; Sounding-apparatus &c.; Telescopes &c.

Objectives. See Lenses; Magic-lanterns &c.; Microscopes; Telescopes &c.

Octants. See Sextants &c.



Opera-glasses. See Telescopes &c.

**Optical instruments :**

*Excepting* Bearings and courses, Determining &c.; Camera lucidas; Camera obscuras; Clinometers &c.; Compasses, Magnetic; Horizons, Artificial; Kaleidoscopes & Laryngoscopes, [*Abridgment Class Medicine &c.*]; Lenses; Levels and plumbing-instruments; Magic-lanterns &c.; Microscopes; Mirrors for use in surgery &c., [*Abridgment Class Medicine &c.*]; Ophthalmoscopes, [*Abridgment Class Medicine &c.*]; Optical instruments, Surgical, [*Abridgment Class Medicine &c.*]; Polarizers and polariscopes; Reading-glasses and graphoscopes; Reflectors; Sextants, quadrants, and the like; Sight-testing apparatus; Spectacles and eyeglasses; Specula, Surgical, [*Abridgment Class Medicine &c.*]; Stereoscopes; Surveying-instruments; Telemeters; Telescopes and opera and field glasses; Theodolites;

*for which see those headings.*  
adjustments. '55. 917. '59. 2506. '66. 473.  
bone, artificial for. See *Abridgment Class India-rubber &c.*  
boxes and cases for. See *Abridgment Class Boxes &c.*  
collimators. '55. 917.  
coloured glasses for. '63. 2699.  
focussing-appliances. See *adjustments above.*  
image-erectors and lateral inverters. '58. 309.  
levelling. See *adjustments above.*  
micrometers and the like. '55. 917. '61. 1605. '66. 473.  
prisms and the like. '58. 309. '61. 1876. 2083. '66. 473.  
shutters and diaphragms. '58. 887.  
sighting-devices. '61. 1876.  
tripod and like stands for. See *Tripod &c. stands.*

Optical squares. See *Surveying-instruments.*

Orthoptics. See *Spectacles &c.*

Ovals, Instruments for drawing. See *Mathematical drawing-instruments.*

Pantographs. See *Mathematical drawing-instruments.*

Parallel rulers. See *Rulers, Drawing and like.*

Perpendiculars, Instruments for determining. See *Levels &c.*

Phantasmagoria. See *Magic-lanterns &c.*

Photographic cameras for surveying. See *Surveying-instruments.*

Photographs and the like, Apparatus for viewing. See *Reading-glasses &c.*

**Photometers and actinometers.** '66. 2355.

Pince-nez. See *Spectacles &c.*

Plane tables. See *Surveying-instruments.*

Plans, Plotting bearings and courses on. See *Bearings and courses, Determining &c.*

Plotting angles, Instruments for. See *Mathematical drawing-instruments; Protractors &c.; Surveying-instruments.*

Plotting bearings and courses on maps and charts. See *Bearings and courses, Determining &c.*

Plumbing-devices. See *Levels &c.*

**Polarizers and polariscopes.** '61. 1770. '66. 473.

Position - finders. See *Bearings and courses, Determining &c.; Telemeters.*

Pressure of wind, Indicating. See *Anemometers.*

Prismatic compasses. See *Compasses, Magnetic.*

Prisms, Optical. See *Optical instruments.*

Projecting-lanterns. See *Magic-lanterns &c.*

Proportional compasses and instruments. See *Mathematical drawing-instruments.*

**Protectors and shades, Eye, face, and like.** '57. 2056. '60. 2438. '62. 1106. '64. 1149. 2337. '65. 55.  
*Excepting* Veils, [*Abridgment Class Wearing-apparel*];  
*for which see that heading.*

**Protractors and like angle measuring and plotting instruments.** '58. 3. 39. 1471. '60. 1793. 2302. '61. 156. '62. 3432. '63. 2107. '65. 2613.  
*Excepting* Bevels and mitres, [*Abridgment Class Hand tools &c.*]; Squares, Drawing &c.;  
*for which see those headings.*

Pyrometers. See *Thermometers &c.*

Quadrants. See *Sextants &c.*

Race-glasses. See *Telescopes &c.*

Railway and like curves, Setting - out. See *Surveying-instruments.*

Range-finders. *See* Telemeters.

**Reading-glasses and graphoscopes.**

'57. 2551. 2560. '60. 823. '62. 429. 1988. 3101. '64. 270. '66. 1085. 2210.

Reflecting circles. *See* Sextants &c.

**Reflectors:**

*Excepting* Clinometers &c.; Daylight reflectors &c., [*Abridgment Class Buildings &c.*]; Kaleidoscopes; Lamp reflectors &c., [*Abridgment Class Lamps &c.*]; Looking-glasses and mirrors, [*Abridgment Class Furniture &c.*]; Mirrors for use in surgery and dentistry, [*Abridgment Class Medicine &c.*]; Ornamenting, (*reflectors applied to*), [*Abridgment Class Ornamenting*]; Pavement-lights, [*Abridgment Class Roads &c.*]; Sextants &c.; Ships, (*cabin and deck lights*), [*Abridgment Class Ships &c., Div. I.*]; Specula, Surgical, [*Abridgment Class Medicine &c.*]; Telemeters; Telescopes &c.; Theatres, (*reflectors for stage effects*), [*Abridgment Class Buildings &c.*];

for which *see* those headings.

alloys for. *See Abridgment Class Metals and alloys.*

coloured illumination effects, producing. '66. 2210.

combined with—

lenses. '64. 3119.

railway and tramway vehicles. '55. 1990.

whistles. '61. 1031.

for sounds. '61. 1031. 2613.

manufacture and construction. '55. 852. 2417.

2024. '56. 1335. '57. 2747. '58. 2257. '59.

2231. 2428. '60. 469. '61. 554. 2083. '63.

1512. '64. 1520. 3119. '65. 897. 2446. '66.

1541. 2018. 2674.

showing moving objects. '63. 2521.

showing objects not directly visible. '55. 1244.

1990. '65. 849.

systems of distributing light by. *See Abridgment Class Lamps &c.*

translucent materials for. *See Abridgment Class Glass.*

Roads and the like, Determining curves and inclines on. *See Clinometers &c.*; Surveying-instruments.

**Rulers, Drawing and like.** '55. 2909. '60.

1648. '61. 156. '62. 3432. '63. 1392. '64. 2885.

'65. 3193. '66. 1620. 2257. 3241.

plastic compositions for. *See Abridgment Class India-rubber &c.*

section-lining apparatus. *See* Mathematical drawing-instruments.

**Ruling, dotting, tracing, and like pens and devices.** '57. 1408. '60. 2323. '61.

2388. '66. 1236. 3367.

Saccharometers. *See* Specific-gravity estimating-apparatus.

Salinometers. *See* Specific-gravity estimating-apparatus.

Scales, Drawing. *See* Mathematical drawing-instruments.

Scales for instruments. *See* Barometers; Hygrometers &c.; Indicating &c., [*Abridgment Class Registering &c.*]; Sextants &c.; Specific-gravity estimating-apparatus; Telemeters; Thermometers &c.

Scales, Mathematical. *See* Mathematical drawing-instruments.

Sea-sounding apparatus. *See* Sounding-apparatus, Sea &c.

Section-lining apparatus. *See* Mathematical drawing-instruments.

Set-squares. *See* Squares, Drawing and like.

**Sextants, quadrants, and the like.** '55.

727. 917. 1736. 2867. '56. 69. 939. 1258. '57.

555. 1669. 2555. '58. 1471. 1688. '59. 452.

807. 2009. 2056. '60. 357. 1845. '61. 102.

3092. '63. 608. 1717. 2107. '64. 2243. 2665.

'65. 3316. '66. 664. 2363.

Shades, Eye, face and like. *See* Protectors and shades, Eye &c.

Shields or face protectors. *See* Protectors and shades, Eye &c.

Ships' logs. *See* Logs &c.

**Sight-testing apparatus.** '61. 389.

Sketching-boards, Military or surveying. *See* Surveying-instruments.

Slides, Magic-lantern. *See* Magic-lanterns &c.

Slides, Stereoscopic. *See* Stereoscopes.

**Sounding-apparatus, Sea and like.** '55.

2453. 2823. '56. 3069. '57. 2200. 2366. 2428.

2520. 2661. '58. 2531. 2886. '59. 530. 808.

1812. 2489. '60. 3040. 3042. '61. 734. 1545.

3129. 3130. '62. 932. 937. 1185. 2280. 3362.

'63. 2383. '64. 2980. 3079. '65. 233. 1731. '66.

1404. 2531. 3346.

sounding depth of water in ships' wells. *See Abridgment Class Registering &c.*

**Sounds, Locating distance or direction of.** '61. 2613.



**Specific - gravity estimating - apparatus.** '55. 1285. '56. 2623. '57. 2446. '59. 137. 1781. '60. 862. 2578. '61. 284. 2710. 3127. '62. 1177. 1528. 2852. '63. 1174. 2655. '64. 696. 856. 1770. '65. 75. 122. 448. 1349. 2490. '66. 2725.

**Spectacles and eyeglasses.** '55. 875. 1039. 1713. '57. 2162. '58. 647. '59. 1450. '60. 340. 1827. 3059. '61. 389. 421. 451. 1986. 2064. 2096. '63. 2699. 2771. '64. 1149. 2655. '65. 55. 1205. '66. 473. 890. 1105.

attaching to clothing. *See* *Abridgment Class* Wearing-apparel.

eye protectors and shades. *See* *Protectors and shades, Eye &c.*

hooks for. *See* *Abridgment Class* Nails &c.

making frames by cutting and working metal.

*See* *Abridgment Class* Metals, Cutting &c.

pockets for. *See* *Abridgment Class* Wearing-apparel.

**Spectroscopes.** '61. 1181.

Specula. *See* *Reflectors.*

Speed indicators. *See* *Anemometers; Indicators, Speed, [Abridgment Class Registering &c.]; Logs &c.*

Spirit levels. *See* *Levels &c.*

**Squares, Drawing and like.** '55. 2909. '56. 2550. '57. 1509. 2509. '58. 39. 778. '60. 1648. 1793. 2302. '65. 1854. 2613.

Excepting Bevels and mitres, [*Abridgment Class* Hand tools &c.];  
for which *see* that heading.

Squares Surveying. *See* *Surveying-instruments.*

Stands, Tripod and like. *See* *Tripod &c. stands.*

Staves, Levelling and like. *See* *Surveying-instruments.*

**Stereoscopes.** '55. 515. 1842. '56. 1245. 1782. 1935. 1965. 2486. 2581. 2832. 2914. '57. 11. 168. 374. 1558. 1595. 2078. 2312. 2551. 2827. 2871. 2940. 3034. 3148. '58. 115. 228. 590. 591. 636. 793. 794. 1027. 1866. 2391. 2644. 2909. '59. 296. 1011. 1343. 1450. 1463. 1527. 2020. 2050. 2112. 2258. 2506. 2755. '60. 58. 537. 559. 1260. 3073. 3153. '62. 322. 1611. 1944. 3071. 3249. 3429. '63. 1204. 2618. 3089. '64. 270. 1149. '65. 3363. '66. 1085. 2210.  
displaying. *See* *Abridgment Class* Advertising &c.

Straight-edges. *See* *Rulers, Drawing and like.*

Sun-dials. *See* *Abridgment Class* Watches &c.

### Surveying-instruments:

Excepting Barometers; Bearings and courses, Determining &c.; Calculating - apparatus, [*Abridgment Class* Registering &c.]; Clinometers &c.; Compasses, Magnetic; Drawing-boards, [*Abridgment Class* Artists' instruments &c.]; Gyroscopic apparatus; Levels and plumbing-instruments; Mathematical drawing-instruments; Measures of length, [*Abridgment Class* Registering &c.]; Odometers, [*Abridgment Class* Registering &c.]; Sextants &c.; Squares, Drawing &c.; Telemeters; Telescopes &c.; Theodolites;  
for which *see* those headings.

adjusting level of. '55. 917. '62. 3432. '63. 2714. '64. 2987. '65. 2065.

altitudes, angular, measuring. *See* *Clinometers &c.; Sextants &c.; Theodolites.*

altitudes, linear, measuring. '62. 213. 2177.

azimuth instruments. *See* measuring horizontal angles *below.*

contouring and profiling. '56. 787. '65. 84.

cross-staves. '62. 3432.

graphical. '62. 2912. 3432. '63. 2279. '66. 1202.

measuring horizontal angles. '62. 1778. 2177.

2912. 3432. '63. 2279. '64. 3119. '65. 84.

miners' dials. *See* *underground below.*

minute angles, measuring. '55. 917.

optical squares. '62. 3432.

photographic. '64. 3119.

plane tables. *See* *sketching-boards &c. below.*

railway and like curves, setting out. '66. 723.

roads and the like, determining inclines and

curves of. '56. 787.

roads and the like, surface-testing. '62. 2912.

route-marking apparatus. *See* *graphical above.*

sketching-boards, plane tables, and the like.

'60. 2302. '62. 2177. '63. 2107. 2279. '64.

3119. '65. 84. '66. 1202.

stands for. *See* *Tripod &c. stands.*

staves. '65. 849. 2446.

underground. '57. 2130. '61. 3092. '65. 2446.

**Telemeters, [including Range-finders].** '55. 270. '56. 69. '57. 555. '60. 357. 2102. 2822. '61. 402. 913. 1088. 1605. 2546. '62. 213. 1792. 2177. '63. 608. 1055. 1337. '64. 1647. 1887. 2403. '65. 2075. '66. 1202.

### Telescopes and opera and field glasses.

'55. 875. 917. 1244. 2769. '56. 69. 716. 2578.

2674. '57. 1139. '58. 309. 1084. 2644. '59.

1450. 2426. 2506. '60. 2496. 2661. '61. 404.

853. '62. 3399. '63. 2674. 2699. '64. 1149. '65.

55. 1205. 3316. '66. 473. 920.

pivots for. *See* *Abridgment Class* Hinges &c.

range-finders. *See* *Telemeters.*

tripod and like stands for. *See* *Tripod &c.*

stands.

Temperature, Indicating and registering. *See* *Thermometers &c.*

Temperature, Regulating automatically. *See* *Abridgment Class* Heating.

Testing sight. See Sight-testing apparatus.

**Theodolites.** '55. 455. 917. '57. 555. '59. 326. 2056. '61. 3092. '62. 1778. 2976. '63. 1337. 2674. '64. 2375. '65. 70. 84. 2065. 3329. '66. 1202.

distance-measuring attachments. See Telemeters.  
stands for. See Tripod & c. stands.

**Thermometers and pyrometers.** '55. 684. 2306. '56. 846. 957. 1755. 2304. 2615. '57. 108. 1678. 1962. 2278. 2666. '58. 1682. 2364. 2744. 2975. '59. 104. 231. 1462. '60. 479. 1435. 1784. 2105. 2203. 2462. 2551. '61. 1244. 1443. 2100. 2181. 2664. 3058. 3141. '62. 618. 756. 1223. 1528. 1951. 2822. '63. 484. 670. 998. 1084. 1449. 1715. 1832. 2107. 2383. 2794. '64. 454. 799. 809. 3086. '65. 2144. 2780. '66. 76. 1470. 2068. 2446. 2687. 3101.  
toy. See Abridgment Class Toys & c.

Topographical or surveying-instruments. See Surveying-instruments.

Tracing wheels and devices. See Ruling & c. devices.

Transferring or copying drawings. See Mathematical drawing-instruments.

**Transit instruments.** '58. 859.

**Tripod and like stands.** [including Telescopic and other adjustable pedestals and standards]. '55. 674. 917. '58. 1084. 1221. 1231. '60. 1035. 2772. '63. 2252. '64. 829. 1601. '65. 1009. 2065. '66. 1285.

**Tripod and like stands—cont.**

Excepting Benches, Work, [Abridgment Class Hand tools & c.]; Easels, [Abridgment Class Artists' instruments & c.]; Lamps and burners for lighting & c., (pedestals and stands), [Abridgment Class Lamps & c.]; Reading-desks and music stands, [Abridgment Class Furniture & c.]; Stands, Card, & c., [Abridgment Class Furniture & c.];  
for which see those headings.  
camera stands, attachments for. See Abridgment Class Photography.

**T-squares.** See Squares, Drawing & c.

Vanes, Wind. See Wind vanes.

Velocity indicators. See Anemometers; Indicators, Speed, [Abridgment Class Registering & c.]; Logs & c.

Weather-glasses. See Barometers.

**Weather indicators:**

Excepting Barometers; Hygrometers & c.;  
for which see those headings.

Wind gauges or anemometers. See Anemometers.

**Wind vanes.** '62. 110. 3454. '65. 1839.  
anemometers or wind gauges. See Anemometers.

Zeniths, Artificial. See Levels & c.

## NAME INDEX.

The names in *italics* are those of persons by whom inventions have been communicated to the applicants for Letters Patent.

- Adcock, H. ....'58. 2744  
 " J. ....'55. 2331  
 Adie, P. ....'59. 326  
 '60. 357. '63. 608  
 Adkins, J. ....'58. 870  
 Albrecht, C. E. ....'61. 159  
 Alexander, R. ....'62. 2611  
 '63. 695  
*Alexandre, L.* ....'56. 2526  
 Allan, T. ....'55. 2045  
 Allen, E. E. ....'59. 2996  
*Ambroseus, H.* ....'63. 998  
 Amphlet, S. ....'61. 2996  
*Andreas, S.* ....'65. 3283  
*Anthoine, J. J.* ....'63. 1512  
 Armstrong, J. ....'58. 2364  
 Arthur, W. ....'64. 781  
 2350. '65. 787  
 Aspray, C. ....'59. 2258
- Beck, J. ....'59. 2112  
 " R. ....'62. 3101. '65. 3211  
 Beckers, L. ....'57. 2551  
 Bellford, A. E. L. ....'55. 320  
 Bennett, A. M. ....'65. 2490  
 Benoist, P. ....'56. 1965  
 Benson, J. W. ....'57. 2162  
 Benvenuti, F. F. ....'66. 1236  
 Berger, J. B. ....'59. 2699  
 '60. 133  
 Berthon, E. L. ....'64. 1601  
 Bidder, B. P. ....'65. 70  
 Binekes, A. ....'59. 2506  
 Bing, L. ....'66. 2355  
 Birkbeck, G. H. ....'62. 3432  
 Bishop, S. C. ....'59. 1183  
 Blackwell, T. E. ....'62. 3264  
 Blake, G. W. ....'63. 2383  
 " O. ....'56. 1062  
 Bliss, E. ....'62. 504  
 Bonneville, H. A. ....'65. 1349  
 3167  
*Boudry, E.* ....'65. 1205  
 Boulby, J. ....'61. 218  
 Bour, H. E. ....'57. 1692  
 Bourne, J. C. ....'55. 674  
 Boutet, C. T. ....'63. 1337  
*Boy, J.* ....'59. 2428  
 Boyd, J. E. ....'55. 976  
 Boyle, T. ....'63. 102  
 Bradley, J. ....'57. 2129  
 Braham, J. ....'61. 389  
 " L. ....'63. 2771  
 Bright, C. T. ....'57. 990  
 " R. ....'62. 1254  
*Brighton, W.* ....'63. 2399  
 Brooman, R. A. ....'56. 1335  
 '57. 1755. 2560. '58. 590  
 '59. 1462. 2428. '60. 2496  
 '61. 1103. 3141. '62. 322  
 3119. '63. 1512. 2674. '64. 3119  
 2665. '65. 122.  
*Brossard-Vidal, M. E. E.* ...'61.  
 284  
*Brossette, F. E. H.* ....'63. 1512  
 Brown, C. W. ....'66. 556  
 " G. G. ....'58. 826  
 Browne, B. ....'63. 2399
- Browne, T. ....'57. 1848  
 Browning, J. ....'56. 2914  
 '61. 404. 1181. 2560. '62.  
 303.  
 " W. ....'61. 1088  
 Brumfit, C. ....'65. 2144  
 Brun, L. J. A. ....'58. 3  
 Bryant, F. E. ....'63. 998  
 Budenberg, A. ....'65. 2065  
 Bullock, F. ....'63. 2599  
 Bünger, W. ....'65. 2098  
 Burgess, E. ....'56. 957  
 Burke, M. ....'56. 2934  
 Burrell, J. ....'63. 1174. '64. 696  
 Burton, C. ....'56. 1755  
 Buss, T. O. L. ....'58. 870  
 Bystrom, O. F. ....'62. 1951
- Cairns, A. ....'66. 2360  
 Calkin, J. ....'60. 2438  
 Cameron, P. ....'61. 1366  
*Carmien, P. J.* ....'62. 3140  
 Carter, A. ....'61. 402  
 Casartelli, A. ....'56. 2623  
 " J. L. ....'56. 2623  
 " L. ....'56. 2623  
 Casella, L. M. ....'61. 2100  
*Caselli, G.* ....'58. 309  
 Caspar, C. A. ....'61. 1698  
 Cassaignes, V. J. ....'62. 3071  
 '63. 1204. 2618  
 Cavendy, E. ....'57. 2555  
 Cetti, E. J. M. ....'58. 1739  
*Chairgrasse, J. B.* ....'63. 2279  
 Chappuis, P. E. ....'55. 2417  
 '57. 1558. '58. 1866  
 Chatwin, H. ....'61. 1986  
 Chatwood, S. ....'66. 843  
*Chazelles, J. A. E.* ...'64. 1813  
 '64. 3047  
 Cheestman, D. ....'57. 108  
 Cheetman, J. ....'55. 2909  
 '61. 2664  
 Chevallier, F. A. ....'58. 636  
 '64. 3119  
*Chouippe, A. L.* ....'61. 1393

- Church, W. ....'58. 39  
 Clark, G. ....'65. 1854  
   " W. ....'58. 859  
   '61. 156. 284. 2083. '62.  
   2912. '63. 211. 1449. '64.  
   2885. '65. 3283.  
 Clarke, J. ....'60. 1435  
 Claudet, A. F. J. ....'55. 515  
 Clum, H. A. ....'65. 1891  
 Coathupe, H. B. ....'62. 618  
 Coggan, G. B. ....'58. 1027  
 Colby, H. ....'55. 1736  
 Cook, J. E. ....'58. 323  
 Cooke, G. C. ....'56. 1782  
   " T. ....'65. 2714  
   " W. ....'55. 2624  
 Cope, J. ....'64. 1887  
 Corbin, H. A. ....'59. 1463  
 Corke, E. ....'61. 913. 2546  
 Corradi, J. ....'62. 3119  
 Cotellet, E. A. ....'64. 454  
 Cox, J. ....'65. 1731  
 Crandall, E. A. ....'57. 555  
 Cresswell, T. ....'60. 862  
 Crooks, W. ....'61. 1181  
 Cullingford, W. H. ....'64. 3086  
 Cumming, G. ....'57. 2278  
 Curley, E. A. ....'59. 2745  
 Czugajewicz, P. ....'60. 58  
  
 Dagnon, A. P. P. ....'60. 801  
   " R. P. P. ....'61. 2347  
 Dales, C. ....'66. 1105  
 Dallmeyer, J. H. ....'64. 2539  
 Dancer, J. B. ....'56. 2064  
 Danchell, F. L. H. ....'55. 850  
 Davidson, D. ....'62. 3399  
 Davidson, G. ....'65. 3316  
 Davies, G. ....'62. 733  
   " J. ....'66. 3241  
 Dean, G. A. H. ....'58. 794  
   " H. ....'66. 90  
 Dering, G. E. ....'57. 2428  
 Derogy, E. E. N. ....'64. 1519  
 Desilva, W. ....'61. 102  
 Desvignes, P. H. ....'60. 537  
   '63. 3089  
 Disston, H. ....'60. 1648  
 Dixey, C. W. ....'56. 2674  
 Dobbs, A. E. ....'64. 2980  
 Dodé, E. ....'64. 1520  
 Dœring, F. B. ....'64. 2987  
 Donas, J. B. ....'57. 2871  
 Dorwin, J. H. ....'62. 1386  
 Douhet, W. F. Count de. ....'61.  
   2083  
 Drake, W. R. ....'59. 1812  
 Dubois, E. ....'66. 2531  
 Duplay, C. M. C. ....'59. 1462  
 Durand, J. J. M. ....'66. 1470  
   2068  
  
 Eassie, P. B. ....'55. 1128  
 Eaves, A. F. ....'61. 961  
 Eden, A. F. ....'62. 3247  
  
 Edgeworth, D. R. ....'66. 1202  
 Edson, W. ....'65. 1610  
 Edwards, J. ....'56. 2269  
 Ehrenberg, C. A. ....'61. 791  
 Elliott, F. H. ....'60. 2631  
 Ely, A. B. ....'66. 3430  
 Emmanuel, C. ....'63. 2674  
 Eyland, C. ....'61. 451  
  
 Fabre, A. M. ....'65. 3167  
   " G. ....'63. 211  
 Fattorini, S. ....'58. 1471  
   '63. 2107  
 Fellows, L. S. ....'60. 1827  
 Fejoj, P. ....'57. 2747  
 Fisher, R. ....'59. 2258  
 Fléchet, P. ....'61. 1103  
 Flynn, H. E. ....'55. 1990  
 Fogg, J. ....'58. 1837  
 Fontaine-Moreau, P. A., Comte  
   de. ....'56. 870. '64. 2655  
 Fordred, J. ....'55. 852  
 Fouquet, J. B. E. ....'55. 684  
 Fournet, A. ....'66. 3116  
 Friend, J. W. ....'55. 2823  
   '58. 2886. '61. 3129  
 Frost, R. ....'66. 2257  
 Fuller, G. W. ....'63. 1065  
  
 Gallegos, J. ....'61. 137  
 Galloway, G. B. ....'65. 55  
 Gamble, W. S. ....'62. 2852  
 Garella, —. ....'57. 2560  
 Garvey, B. ....'57. 2676  
 Gauntlett, W. H. ....'56. 846  
   '57. 1962  
 Gedge, J. ....'55. 1039. 2261  
   " W. E. ....'61. 2270  
   '62. 3140. '63. 2279  
 Gengembre, P. W. ....'66. 1085  
 Ghislin, T. G. ....'60. 2661  
   '61. 853. '64. 1072  
 Gibb, J. ....'56. 2304  
 Gibbon, R. ....'61. 2710  
 Gibbons, W. J. ....'60. 3153  
 Girerd, J. B. ....'58. 1221  
 Gisborne, F. N. ....'62. 3434  
   " J. S. ....'63. 401  
   '66. 2863  
 Glaeser, T. ....'64. 856  
 Glover, F. R. A. ....'55. 2867  
   " H. ....'58. 1688  
 Godet, P. B. ....'57. 2312  
 Gorham, J. ....'57. 2509  
 Gorham, J. ....'58. 806  
 Gossage, F. H. ....'65. 2780  
 Gottgetreu, G. ....'57. 2078  
 Gould, W. ....'66. 2210  
 Gowland, G. ....'59. 2056  
   '63. 1717. 1935  
 Graham, W. ....'56. 639  
 Grant, A. G. ....'58. 1231  
 Gray, J. ....'55. 2769  
   " W. D. ....'55. 2161  
  
 Green, A. H. ....'61. 829  
 Grice, J. ....'59. 1781  
 Griffin, J. T. ....'65. 3193  
 Griffith, T. F. ....'61. 102  
 Grimshaw, W. D. ....'58. 2975  
 Gutmann, J. ....'65. 1205  
  
 Haddan, J. C. ....'65. 3329  
 Hale, A. J. ....'62. 961  
 Hall, N. R. ....'62. 2822  
   " T. ....'58. 1682  
   " W. K. ....'57. 2218  
 Hammersley, W. R. ....'66. 1510  
   1627  
 Handley, I. J. ....'65. 3083  
 Hardie, W. ....'57. 2827  
 Harmer, R. ....'56. 2852  
 Harris, J. ....'62. 110  
 Harrison, C. C. ....'60. 2496  
 Haseltine, G. ....'65. 207  
   '66. 2687  
 Hearsey, J. F. ....'65. 448  
 Hedgecock, T. ....'55. 727  
   '59. 2009  
 Henley, W. T. ....'61. 734  
 Henry, M. ....'59. 1183  
   '61. 137. '66. 838  
 Henson, R. ....'60. 3059  
 Hermagis, H. ....'58. 115  
 Heseltine, S. ....'55. 2453  
 Hicks, J. ....'61. 1244  
   '62. 740. '64. 373. 809  
 Hinton, W. ....'62. 443  
 Hirsch, H. ....'62. 2643  
 Hirst, J. ....'62. 1611  
 Hodges, R. E. ....'57. 1509  
   '66. 1620  
 Hoffman, J. W. ....'66. 2018  
 Hofmann, E. ....'64. 856  
 Holcroft, G. ....'63. 1084  
 Hollingsworth, A. J. ....'63. 1409  
 Hopkins, E. ....'66. 227  
 Horwood, A. ....'65. 2144  
 Hotchkiss, T. ....'66. 3430  
 How, T. P. ....'59. 2489  
 Howlett, S. B. ....'65. 1839  
 Howson, R. ....'61. 1616  
 Hubbard, J. B. ....'60. 2551  
 Hudde, F. E. ....'55. 684  
 Hughes, E. T. ....'64. 856  
   " H. ....'59. 2796  
 Humphreys, H. T. ....'66. 723  
 Huntington, J. B. ....'64. 2267  
 Huntzinger, E. V. F. ....'64. 2459  
 Huray, A. ....'61. 813  
 Hurray, H. C. ....'64. 2403  
 Hutchinson, E. B. ....'55. 2834  
  
 Imray, J. ....'55. 270  
 Irons, D. ....'58. 1293. '60. 442  
  
 Jackson, P. R. ....'63. 1832  
   " R. ....'57. 2056  
 Jähns, C. J. R. ....'65. 2065  
 Jahns, C. J. R. ....'65. 2075

James, W. H. ....'63. 1055  
 Jarlsberg, F. J., Baron Wedel-  
   '58. 1352  
*Jaubert, L.* .....'66. 473  
 Jenkin, F. ....'63. 1553  
 Johns, G. E. ....'56. 2486  
 Johnson, H. ....'57. 3102  
   " J. H. ....'55. 875  
   '57. 555. 1669. 2509. '59.  
   530. '60. 2105. '61. 1218  
   '62. 1185. '64. 1519. 1520.  
 Jones, T. W. ....'59. 1450  
 Jundzill, A. D. ....'56. 1245

Keatinge, W. ....'58. 262  
 Keightley, B. ....'57. 2914  
 Kennedy, R. ....'58. 2364  
 Kleinsorgen, J. C. F., Baron de  
   '55. 2396  
 Kline, C. ....'56. 2156  
 Klinton, J. F. ....'60. 1893  
*Kuhlmann, F.* ....'55. 320  
 Kull, J. ....'61. 1698  
 Kurts, M. ....'64. 799

Ladd, E. W. ....'65. 75  
 Lake, W. R. ....'66. 534  
 Lamplough, H. ....'62. 504  
*Lane, J. C.* ....'57. 1669  
 Lanoa, F. M. ....'62. 1778  
 Laurent, P. M. A. ....'59. 2426  
*Laurent, P. M. A.* ....'64. 2665  
 Lealand, P. H. ....'66. 581  
 Lecornu, F. A. ....'58. 778  
 Lefebvre, J. ....'62. 2976  
*Lefebvre, H. A.* ....'61. 1218  
 Leilé, H. ....'61. 813  
 Leiss, F. ....'55. 1456  
*Lencauchez, A.* ....'60. 2105  
 Lendy, A. F. ....'65. 84  
 Lenk, C. G. ....'61. 2388  
*Leroy, C.* ....'66. 2068  
*Leroy, G. A.* ....'62. 3432  
 Liley, J. ....'56. 716  
 Lilley, J. ....'65. 128. 1251  
 List, J. ....'62. 213. 2177  
 Lister, J. ....'64. 2375  
 Logan, T. ....'62. 2080  
 Long, J. ....'57. 2520  
 Loseby, E. T. ....'62. 1792. 3454  
 Lubbock, Sir J. W. ....'55. 1244  
 Lüdeke, J. E. F. ....'65. 235  
 Lungley, C. ....'57. 2371  
 Lyman, J. ....'60. 1793  
 Lyman, J. ....'63. 1817

Maberly, F. H. ....'58. 2531  
 McCallum, D. ....'64. 1647  
 McIntyre, J. ....'56. 3069  
*McIvor, W. G.* ....'65. 321  
 McLay, J. L. ....'63. 955  
   '64. 2243

Maclehose, R. ....'58. 2909  
 Macneill, T. F. ....'61. 1733  
 Maillard, N. D. ....'56. 1888  
   '59. 1805. '60. 135  
 Manwaring, E. J. ....'58. 591  
 Mapple, H. ....'56. 1029  
*Marechal, E.* ....'63. 243  
*Marine Velocimetre Co.* ....'57.  
   2218  
 Markham, C. R. ....'65. 321  
 Marks, L. J. ....'58. 1659  
 Marsden, W. J. ....'62. 1106  
 Marshall, J. ....'61. 2613  
*Marshall, W. M.* ....'66. 1541  
*Martin, B. G.* ....'66. 534  
 Mash, J. ....'63. 2794  
 Massey, E. ....'58. 1958  
   " F. ....'65. 1830  
   " J. E. ....'65. 233  
   " T. ....'57. 2583. 2661  
   '60. 3042  
 Mathieu, F. ....'58. 228  
 Maugey, P. ....'58. 887  
 Maurice, J. ....'63. 1392  
 May, C. N. ....'59. 104  
   " W. ....'56. 2550  
 Mello, J. A. ....'60. 3073  
 Mennons, M. A. F. ....'61. 1393  
*Merlanchon, A.* ....'63. 1449  
 Middleton, S. ....'56. 2578  
 Millar, J. ....'59. 2231  
 Minasi, C. ....'60. 1035  
 Mitchel, W. H. ....'63. 889  
 Moberly, W. ....'56. 2060  
*Moën, H. A. R.* ....'66. 749  
 Moes, J. ....'57. 740  
 Moir, W. ....'62. 1177  
 Monckton, E. H. C. ....'62. 1516  
 Montgomery, J. ....'59. 137  
 Moore, J. ....'59. 2796  
   " R. ....'57. 1903  
   '62. 1405  
   " T. ....'62. 932  
*Morales, G de.* ....'65. 1854  
 More, J. ....'55. 1955  
 Moreau, P. A., Comte de Fon-  
   taine. ....'56. 870  
   '64. 2655.  
 Morlot, A. ....'56. 69  
 Morris, T. ....'62. 1516  
*Morse, G. L.* ....'66. 1404  
   " S. E. ....'66. 1404  
 Morton, A. ....'59. 807  
   '66. 946  
*Moxham, E.* ....'59. 1343  
 Muller, A. ....'60. 2105  
 Munk, A. ....'62. 348  
 Munn, J. A. ....'60. 2551  
 Myers, H. ....'63. 1108  
 Myhre, H. A. ....'62. 348

Nadaud, O. ....'66. 3116  
 Negretti, E. A. L. ....'55. 2306  
   '59. 2755. '61. 238. '62.  
   1223.

Newman, J. ....'58. 647  
   " J. F. ....'58. 647  
 Newton, A. V. ....'56. 787. '57.  
   2459. '66. 749. 2674. 2725  
   " H. E. ....'66. 473  
   " W. E. ....'56. 1258  
   1788. '58. 309. 1814. '59.  
   556. 1527. 1781. '60. 1185  
   1793. 2511. '63. 141. 1715  
   '64. 1613. 3047. '65. 3316  
   '66. 1404.  
 Nicholls, A. ....'65. 2613  
 Nobel, A. ....'59. 556  
 Noé, H. J. ....'57. 1595  
*Normand, J. A.* ....'66. 838  
 Nunn, W. ....'57. 3148  
   '66. 556  
 Nyce, B. M. ....'65. 207

Oertling, L. ....'65. 75  
 Otley, W. H. ....'56. 896. 2614  
 Olorenshaw, J. ....'60. 1827  
 O'Neill, P. B. ....'63. 2655  
 Ott, J. U. ....'57. 1408

Parfitt, J. S. ....'59. 2297  
 Parkes, S. H. ....'63. 2699  
 Parnell, M. L. ....'62. 2822  
 Pastorelli, F. J. ....'56. 2304  
   '63. 2714  
*Patte, A. A. N.* ....'61. 284  
*Payne, E.* ....'65. 448  
 Pemberton, C. ....'61. 2174  
 Peover, G. ....'59. 516  
 Peppé, G. T. ....'60. 1555  
 Pepper, J. H. ....'57. 2823  
   '59. 1011  
 Perry, C. J. C. ....'58. 2575  
*Perry, J. S.* ....'59. 1527  
 Pershouse, H. ....'57. 3034  
 Petitjean, T. ....'61. 554  
 Petrie, W. ....'62. 1528  
 Phillips, J. ....'63. 2348  
   " W. H. ....'57. 11  
*Pichoin, C.* ....'66. 1470. 2068  
*Picot, L. F.* ....'57. 2446  
 Pinhey, R. E. ....'58. 2479  
 Pitkin, J. ....'61. 2947  
   '62. 312  
*Ponti, C.* ....'62. 1988  
 Ponti, J. ....'62. 1988  
 Potts, F. ....'64. 829  
*Pradel, P.* ....'62. 2912  
*Prime, J.* ....'55. 2794  
*Prost, J. M.* ....'57. 1678  
 Prout, V. A. ....'65. 1009  
 Pullan, A. ....'60. 862  
 Pursglove, T. P. ....'59. 288

Quin, R. ....'57. 168





UL306 HEAT®  
VIRTUAL MUSEUM

1855]

NAME INDEX.

Ragon, A. E. ....'56. 2526  
Rahill, J. ....'60. 1845  
    '63. 2268  
*Rappard, C. von*.....'63. 141  
Rebour, G. ....'62. 937  
Reeder, R. ....'56. 2069  
Renney, W. ....'66. 353  
Rhodes, W. H. ....'58. 567  
*Richard, F.* ....'60. 1185. 2511  
    '63. 1715  
Richardson, G. ....'60. 2102  
Rieder, A. ....'64. 1149  
Ripamonti, G. L. ....'61. 610  
*Ripamonti, G. L.* ....'61. 2270  
Ritchie, A. ....'60. 1784  
    E. S. ....'62. 2345. 3061  
Riviere, H. ....'63. 2253  
Roberts, R. ....'58. 488  
Robertson, A. ....'60. 1784  
    C. ....'56. 155  
Rock, T. D. ....'66. 1285  
Ronketti, J. A. ....'62. 756  
Ross, A. ....'63. 670  
Roasting, A. S. ....'61. 2064  
Rowan, J. M. ....'66. 946  
Russell, C. J. ....'64. 270  
Russell, S. ....'62. 1944. 3429  
Rutt, W. ....'57. 1139  
  
St. Martin, H. R. de.....'64.  
    1454  
Salom, S. H. ....'66. 890  
Samain, P. ....'56. 187  
Sands, C. ....'57. 2940  
Sang, E. ....'61. 1876  
Sapia, P. H. A. C. ....'61. 1605  
*Saugrin, L. F.* ....'62. 322  
Saunders, J. ....'64. 1770  
Sautter, L. ....'60. 469  
Sauzay, H. ....'55. 2261  
Savage, C. D. ....'57. 2583. 2661  
Saxby, S. M. ....'56. 1636  
Searliff, J. R. ....'57. 2130  
Schmidt, J. ....'57. 2066  
*Schmitz, C. J.* ....'65. 2098  
Schneider, C. ....'55. 1456  
*Schneider, E.* ....'59. 1812  
Schramm, G. ....'65. 3193  
Scott, E. E. ....'56. 2581  
    S. H. ....'61. 706  
*Sécrétant, J. B.* ....'55. 1039  
Ségoffin, C. D. ....'62. 429  
Senell, G. ....'66. 2725  
Shau, J. ....'62. 1215  
Shaw, J. ....'62. 1215  
    R. ....'66. 76  
    W. T. ....'60. 1260  
Shears, G. ....'55. 1842  
Siemens, C. W. ....'60. 2082  
    '61. 2181  
*Siemens, W.* ....'61. 2181

Silver, T. ....'57. 2366  
Simpson, W. ....'63. 401. 883  
Singer, S. B. ....'61. 1496  
Small, A. ....'55. 455. 2856  
    T. O. ....'59. 2050  
    '61. 1490  
Smith, A. ....'55. 1713  
    J. T. ....'62. 589  
*Smith, T. T. V.* ....'61. 1031  
Smith, W. ....'57. 1678  
    '60. 107  
Smyth, C. P. ....'55. 917  
Smythies, J. K. ....'56. 1184  
*Soderberg, O. J.* ....'63. 2521  
Solomons, S. ....'65. 2815  
Sonnenstein, O. E. ....'63. 2521  
*Soulary, J.* ....'62. 733  
Sparkhall, E. ....'55. 313  
Spence, W. ....'59. 2489  
Spiller, T. ....'58. 793  
Stanley, W. F. ....'61. 3092  
    '63. 226. '65. 1245. '66.  
    664.  
Stansbury, C. F. ....'56. 939  
Stuber, F. G. ....'61. 2790  
Sturgeon, J. ....'66. 843  
    T. ....'66. 843  
Sturm, S. ....'57. 1692  
Sutton, E. ....'56. 1935  
    J. ....'61. 421  
Swaissand, H. ....'59. 452  
Swan, H. ....'58. 2644. '59. 2020  
    '60. 559. '62. 3249  
Symons, A. ....'56. 957  
    W. ....'60. 479  
    '63. 813  
  
Taylor, T. J. ....'57. 374  
    W. ....'58. 2975  
Tenwick, J. ....'55. 1285  
Thompson, N. ....'62. 1386  
    W. H. ....'64. 2243  
Thomson, R. W. ....'66. 1006  
Thornthwaite, W. H. ....'57. 579  
Thurber, C. ....'57. 1805  
Tolhausen, A. ....'55. 2794  
    F. ....'66. 2531  
Tooke, M. ....'58. 2763  
Torassa, C. J. B. ....'56. 2551  
Trepass, H. H. ....'62. 214  
Tringquier, A. A. ....'60. 2302  
*Troubridge, W.* ....'62. 1185  
    W. P. ....'59. 530  
Turner, M. ....'62. 1792  
Tylor, W. H. ....'60. 2578  
Tyssen, J. ....'58. 2131  
    '59. 732

Vale, H. ....'64. 2337  
*Valson, C. A.* ....'65. 122. 1349  
*Vandenbergh, E. T.* ....'64. 2885  
Varley, C. F. ....'66. 2363  
Vasserot, C. F. ....'58. 2257  
    '59. 1463  
Vaughan, E. P. H. ....'66. 1541  
*Vidal, M. E. E. Brossard*....'61.  
    284  
Vidie, L. ....'62. 682  
  
Walker, A. ....'62. 2280  
    R. ....'56. 2163  
    T. ....'61. 1770. 3130  
    '66. 3346  
    T. F. ....'66. 3346  
Wallich, G. C. ....'60. 3040  
    '62. 3362  
Wansbrough, J. ....'59. 1343  
Warren, F. ....'58. 1084  
Watson, J. S. ....'65. 2144  
Weare, R. ....'62. 1516  
Weatherdon, B. F. ....'66. 1470  
    2068  
Weber, M. ....'66. 3367  
Webster, J. ....'56. 2615  
Wedel-Jarlsburg, F. J., Baron  
    '58. 1352  
Weichert, W. ....'66. 2446  
Werge, J. ....'63. 670  
West, J. G. ....'60. 1042  
Weston, T. A. ....'63. 293  
Wheatstone, C. ....'60. 2462  
Whipple, J. A. ....'63. 2252  
White, D. B. ....'59. 808  
    '61. 1545  
Wiard, N. ....'63. 484  
*Wiard, N.* ....'66. 2687  
Wilde, H. ....'63. 1200  
Wilkie, D. ....'62. 452  
Wilkins, C. ....'65. 3083  
Williams, V. V. ....'60. 2772  
Willington, H. ....'60. 340  
Wilson, E. ....'64. 2403  
    G. R. ....'66. 2018  
    R. H. C. ....'60. 2203  
*Winder, W. H.* ....'66. 2074  
Wohlgemuth, P. F. ....'58. 1221  
Wood, C. ....'66. 3101  
*Wood, C. B.* ....'61. 156  
Wood, J. ....'58. 2479  
    '62. 1611  
Woodcock, I. ....'59. 231  
Woodhouse, W. H. ....'60. 2822  
*Woodward, D. A.* ....'57. 2459  
Wray, W. ....'66. 920  
Wrench, J. H. ....'66. 2550  
  
Zambra, J. W. ....'55. 2306  
    '59. 2755. '61. 238. '62.  
    1223.



Faint, illegible text, likely bleed-through from the reverse side of the page. The text is organized into columns and appears to be a list or index of items.

## PHILOSOPHICAL INSTRUMENTS,

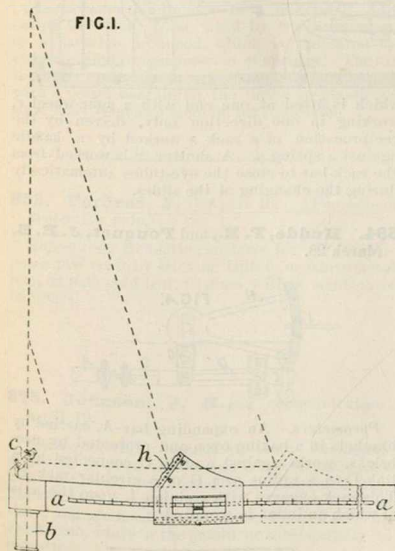
[including OPTICAL, NAUTICAL, SURVEYING, MATHEMATICAL,  
and METEOROLOGICAL INSTRUMENTS].

Patents have been granted in all cases, unless otherwise stated. Drawings accompany the Specification where the abridgment is illustrated and also where the words *Drawings to Specification* follow the date.

A.D. 1855.

270. Imray, J. Feb. 5.

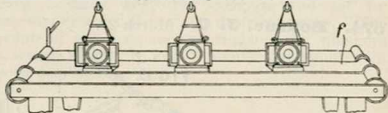
FIG. 1.



*Telemeters.*—A half-silvered mirror *c* is mounted at an angle of  $45^\circ$  on a triangular bar *a*, on which a second mirror *h* slides. The distant object is observed by a telescope *b*, directly through the unsilvered part of the mirror *c* and indirectly by light reflected into the telescope in succession by the mirrors *h* and *c*. The two images thus produced are superposed by sliding the mirror *h* along the bar which is graduated to indicate the range.

313. Sparkhall, E. Feb. 10.

DRAWING N<sup>o</sup> 4.



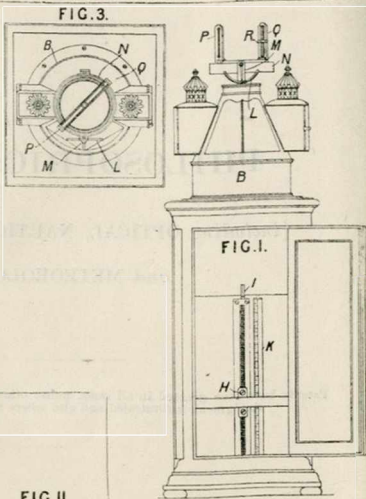
*Magic-lantern apparatus.*—Magic-lanterns for scenic exhibitions are mounted in series on travelling bands *f*. The pictures are thrown on screens of silk, muslin, or the like, interposed between the lanterns and spectators.

320. Bellford, A. E. L., [Kuhlmann, F.].  
Feb. 10.

*Lenses.*—Lenses for optical instruments are made from pieces of "crystal," which are built up by uniting smaller polished pieces by means of a solution of soluble potassium or sodium silicate.

455. **Small, A.** March 1.

*Compasses, magnetic; theodolites.*—The compensating magnets for a compass B are attached horizontally to nuts H which can be raised and lowered in the binnacle by screws I against a scale K. In one case, two magnets mounted at right-angles are employed; in another, four magnets form the sides of a square. At the top of the binnacle, an instrument for determining the sun's azimuth and altitude is shown. It consists of a dummy compass card in a case N pivoted athwartship. Above this, on a graduated horizontal arm, a pair of vertical sights P, Q are fixed by means of which the azimuth is determined. The length of the shadow thrown by a sliding bar R being given, the height of the bar determines the altitude. In a modification, three circular or circular arcs are used. The rolling inclination of the ship is indicated to guide the compass correction by a pendulum M against a scale L.

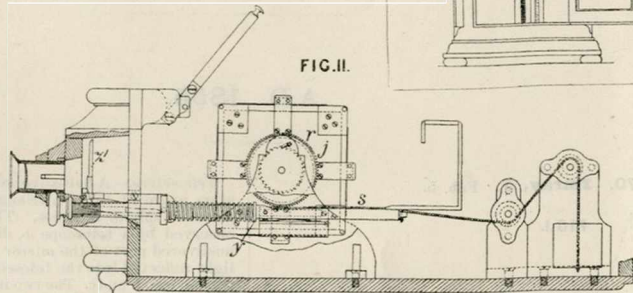


515. **Claudet, A. F. J.** March 8.

*Stereoscopes.*—

The case is made with its sides curved to prevent as much as possible the entrance of extraneous reflected light to the eye. To accommodate people with different interpupillary distances, the lenses are stopped down to horizontal strips. The two eye-tubes may be connected

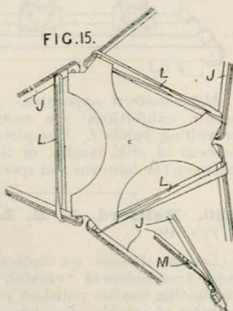
to a sliding fitting to allow of adjustment for abnormal sight. Distortion is avoided by using centered instead of decentered lenses. Fig. 11 shows a section of apparatus for showing in succession four stereoscopic slides. These are mounted on the faces of a carrier j, the axis of



which is fitted at one end with a spur-wheel r, working in one direction only, driven by the reciprocation of a rack s worked by a handle against a spring y. A shutter z is worked from the rack-bar to close the eye-tubes automatically during the changing of the slides.

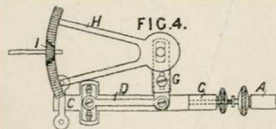
674. **Bourne, J. C.** March 27.

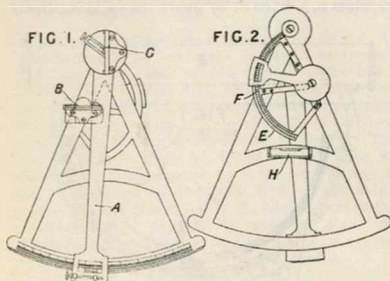
*Tripod stands.*—A camera tripod stand is shown in plan. Each leg J is in two halves connected by a spring M and held on the pins of the tripod top by an elastic band L.



684. **Hudde, F. E., and Fouquet, J. B. E.** March 28.

*Pyrometers.*—An expanding bar A, carried by brackets in a baking oven and protected by fire-bricks, works against a slide C connected by a link D to a radius arm G of a circular rack H. This rack engages with a pinion I, upon the axis of which an index is mounted.



727. **Hedgcock, T.** March 31.

**Quadrants.**—The Figures show opposite sides of an instrument for determining solar altitudes without referring to the marine horizon. The horizon glass B is mounted on an index arm which rears against circular arc scales E and F, graduated from the centre in both directions. In front of the usual mirror A on the main index arm A is mounted a "detector" mirror G for latitude and longitude observations. A spirit level H is also fitted.

850. **Danchell, F. L. H.** April 18. [*Provisional protection only.*]

**Anemometers.**—Relates to a method of indicating the force of the wind by the rarefaction or exhaustion produced, which is indicated by the extension or compression of springs. The air is made to pass into an open tube communicating with a vessel containing the liquid or elastic or solid body used as a medium for indication.

852. **Fordred, J.** April 18. [*Provisional protection only.*]

**Reflectors.**—Reflecting surfaces for various purposes are made by sticking Dutch or white metal leaf, or pale gold leaf, to glass with a solution of isinglass.

875. **Johnson, J. H.,** [a communication]. April 19.

**Telescopes &c.; spectacles &c.; compasses, magnetic.**—Opera and spying glasses, spectacles and eyeglasses are stated to be moulded from india-rubber or gutta-percha, or compounds of them, and are hardened by steam-heating or vulcanization, while in the mould or subsequently to removal.

917. **Smyth, C. P.** April 24.

**Levels** are made with a radius of curvature equal to the focal length of the collimator lenses used with them. The size of the bubble is regulated from a reservoir formed by a perforated diaphragm.

**Optical instruments; sextants; theodolites; surveying instruments.**—Collimators may have their focal lengths varied by an alteration of the distance between two lenses of the objective. The vernier for reading the angle may be fixed and read against the divided limb of a moving circle. A micrometer tangent-screw may also be employed. In reflecting instruments, the light from each object is reflected once before reaching the eye.

**Telescopes.**—The telescopic and plain tubes of reflecting-instruments are made of a single block permanently attached to the frame of the instrument. An equatorial instrument is fitted with a telescope tube capable of a motion about its own axis and resting in a frame which has an angular motion in altitude and azimuth. A reflector mounted on an axis at right-angles to that of the telescope is mounted in front of the objective.

**Stands** for instruments are fitted with screws each of which is fitted with nuts to engage a foot of the instrument. They may be made hollow for lightness so that they can be filled with liquids &c. when great steadiness is required.

**Gyroscopic apparatus.**—To preserve the level of bodies on board ship, such as tables, shelves, &c., they are mounted on a pivoted frame carrying gyroscopic apparatus.

976. **Boyd, J. E.** May 1.

**Compasses, magnetic; courses, indicating.**—To prevent variation due to local conditions, magnets or pieces of loadstone, iron, &c. are placed near the compass. The compass magnet is spirally formed. To assist in steering, a dummy compass card is fixed near the compass and set by machinery to indicate the desired course. The points of the compass are replaced by numbers starting at the N and S points and running in both directions.

1039. **Gedge, J.,** [*Sécrotant, J. B.*]. May 9. [*Provisional protection only.*]

**Spectacles.**—Cases for spectacles are made of melted horn or shell moulded in the exact form of the article.



**1128. Eassie, P. B.** May 21. [*Provisional protection only.*]

*Ellipsographs.*—A movable arm, with a universal joint at its outer end to carry a pencil, is carried by a pillar fixed to a base-plate which is adjusted to determine the axes of the ellipse. A second arm carries a guide-plate the setting of which is effected by a sector.

**1244. Lubbock, Sir J. W.** May 31. [*Provisional protection only.*]

*Telescopes.*—To enable observations to be made in a direction at right-angles to the axis, the objectives of telescopes &c. are fitted with reflectors, or reflecting prisms.

**1285. Tenwick, J.** June 5. [*Provisional protection only.*]

*Specific-gravity estimating-apparatus* for marine boilers. A hydrometer is introduced into a tube similar to that of the water-level indicator.

**1456. Leiss, F., and Schneider, C.** June 26.

*Magic-lantern apparatus; chromatropes.*—Consists in the use of mica for lantern slides and chromatrope figures. The raw material is cleaned and then slit into sheets, sometimes being coloured and hardened in its raw state. Drawings &c. are put on the mica by hand or by any printing process, and painted. The mica may also be backed with paper printed with drawings &c. in transparent colours, rendered so by a clearing-liquid or by gelatine fixed underneath, and protected by a varnish, or glass, backing. When affixed to glass, cements which are transparent, waterproof and fireproof, are employed, and an edging of metal, cement, or gutta-percha is added to protect the mica. After the colouring process, the device produced may be burnt into the mica to ensure durability.

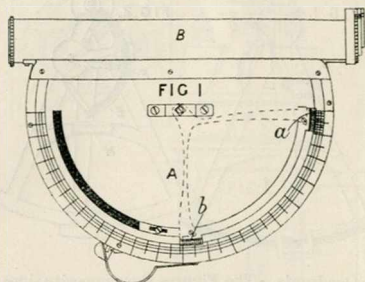
**1713. Smith, A.** July 27. [*Provisional protection only.*]

*Spectacles, cases for.*—Relates to spectacle cases made flat for the pocket. The greater portion of the length is in one piece, while the remainder is formed with two separate doors, hinged one at each side. One or both doors may be opened to completely expose the upper end of the spectacles enclosed.

**1736. Colby, H.** July 31.

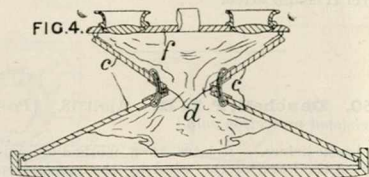
*Clinometers; sextants &c.*—A graduated semi-circle A is fixed below a pivoted sighting-telescope

B. The angle of elevation is read off against verniers a, b, fixed at 90° apart and swinging freely



under gravity. The frame carrying the verniers is adjusted by an adjustable hanging weight. Specification No. 1200, A.D. 1854, is referred to.

**1842. Shears, G.** Aug. 14.



*Stereoscopes.*—A folding instrument is made by hinging each end piece c in two parts at d to enable the hinged top f to be collapsed in the way shown. The hinge may be extended by a rubber band.

**1955. More, J.** Aug. 30. *Drawings to Specification.*

*Compasses, magnetic.*—To prevent derangement by local attraction, the needle is first coated with a resin, such as shellac, and then embedded in cork or pith. The inside of the compass bowl may be similarly lined.

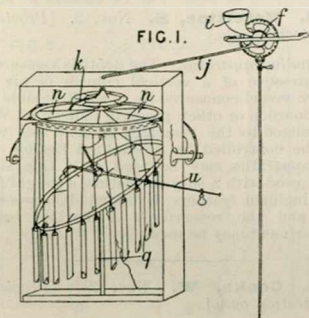
**1990. Flynn, H. E.** Sept. 3. [*Provisional protection only.*]

*Reflectors* showing objects not directly visible. A small adjustable mirror is attached at each side of a railway carriage, in order that the guard may see anything overtaking the carriage. A reflector with one or more plane or other surfaces is fixed in front of the driver of a train, to reflect to him light from a signal lamp in a guard's carriage.

- 2045. Allan, T.** Sept. 8. [*Provisional protection only.*]

*Compasses, magnetic.*—Relates to means for counteracting the deviation of ships' compasses. The ascertained line of the ship's magnetism is placed in a line, say, N.E. and a circle about six feet in diameter is described around the compass. In a line N.W. on that circle a bundle of soft-iron rods, sufficient for a counterpoise, is placed. The true north can then be found at any time by shifting the counterpoise until the needle bisects the arc bounded by the N.E. line of the ship's magnetism and the radial N.W. line on which the counterpoise is placed. In another plan, the counterpoise is placed on a line S.W., to act by repulsion on the south pole of the needle.

- 2161. Gray, W. D.** Sept. 28.



*Logs; compasses, magnetic; course indicators.*—A log screw drives, through bevel gearing, a wheel *f* which as it rotates allows shot from a hopper *i* to pass, one at a time, to a tube *j*. This tube discharges into a second tube *k* mounted on a compass card, which delivers the shot into a number of cells *n* from which they pass into corresponding pockets *q* on a ring pivoted at the centre. The course is then indicated by the tilt of the ring, and the distance by means of a small steelyard *u* giving the force required to bring it into a horizontal position. The apparatus may in some cases be operated by clockwork.

- 2261. Gedge, J.,** [Sauzay, H.]. Oct. 10. [*Provisional protection only.*]

*Camera lucidas.*—An apparatus, for use in drawing, on card, designs for ornamenting fabrics, comprises a framing carrying an object-glass, two lamps, and reflectors, and two framings, of different sizes, the smaller of which moves within the other and supports a network of threads by means of an arrangement of rollers and pulleys. The design to be drawn is supported by the smaller frame. The apparatus can be moved vertically upon two

pillars by means of chains and counterweights. Beneath the apparatus is the drawing-table, the size of the image being varied by moving the apparatus up or down towards the table.

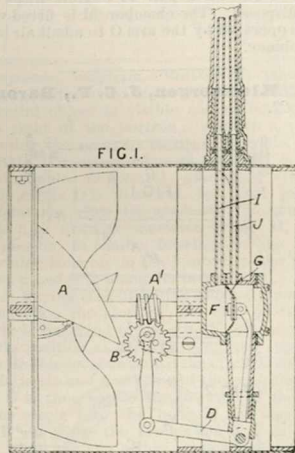
- 2306. Negretti, E. A. L., and Zambra, J. W.** Oct. 15.

*Thermometers; barometers.*—To indicate the lowest level to which a column of mercury has descended, a conical steel &c. needle, of the shape shown, is inserted in the bore of the tube. This needle descends with the column but does not rise with it. A thermometer may be fitted with two indicating tubes, one constricted more than the other, to serve for registering maximum and minimum temperatures, and in the single form the cylindrical bulb may be bent horizontally to shorten the length of the instrument. For tubes of large bore, the needle may be made hollow and loaded with mercury.

FIG. 3.

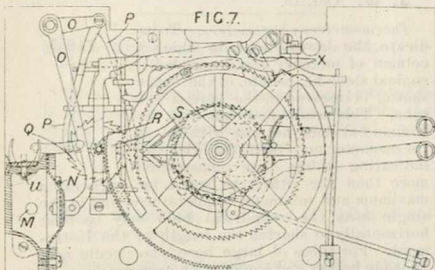


- 2331. Adcock, J.** Oct. 17.



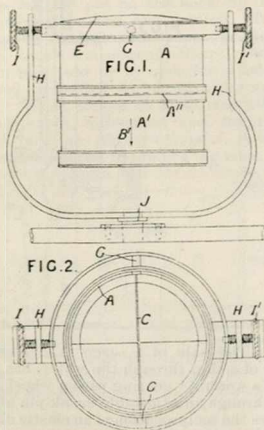
*Logs.*—The axle of a screw *A*, driven by the passage of a ship through the water, has mounted upon it a worm *A'* gearing with a wheel *B*. This wheel, through an adjustable crank-pin and levers *D*, causes the reciprocation of an elastic diaphragm *G*, one side of which is open to the atmosphere by a pipe *J*, while the other communicates by a pipe *I* with a chamber *M*, Fig. 7, also fitted with an elastic diaphragm *N*. The rotation of the wheel or screw *A* thus sets up a reciprocation of the diaphragm *N*, which may be placed at any con-

venient part of the ship. The motion of the disc N is transmitted by a bell-crank lever O to a pair of pendent pawls P which as they rise and fall drive the toothed wheel Q. A pinion R on the axle of Q gears with a toothed segment on a larger wheel S, an adjustable pin on which comes into contact each mile with a pawl X driving the units dial. The movement of this pawl,



which drives a series of three concentric graduated dials, disengages the pinion R from the segment which then flies back under the action of a spring to its starting position. The chamber F may be fitted with a pair of flexible discs oppositely disposed. The chamber M is fitted with a valve u operated by the arm O to admit air in case of deficiency.

**2396. Kleinsorgen, J. C. F., Baron de.**  
Oct. 27.



*Compasses, magnetic.*—The needle, with its card, is pivoted in the base of the casing, which consists of two glass cylinders A, A<sup>1</sup> screwed together. At the junction A<sup>11</sup> is mounted a fixed compass card having its north point directly

above an arrow B<sup>1</sup> engraved on the lower cylinder. A very thin brass blade or style C is fixed above this upper card along the N. and S. line. A cover lens E concentrates the light on the card. The whole is supported by gimbals G, I, I<sup>1</sup> in the frame H which turns on the support J. To ascertain the variation, the instrument is set at mid-day so that the shadow of the blade C falls in line with the north and south line of the fixed compass card. The variation is then indicated by the divergence of the magnet needle from the arrow B<sup>1</sup>.

**2417. Chappuis, P. E.** Oct. 30.

*Reflectors* of polished metal are protected by plain or figured covering plates of glass secured and cemented peripherally.

**2453. Heseltine, S.** Nov. 2. [*Provisional protection only.*]

*Sounding-apparatus.*—The depth is measured by the pressure of a vertical column of air in a sunken vessel connected by a small flexible tube to a Bourdon or other pressure indicator. Water is admitted to the vessel by a small hole which may be controlled by a weighted flexible tube. The apparatus may be used as a tide signal. When used with a ship in motion, a weight fitted with inclined feathers is situated between the ship and the reservoir. A flexible bag or compartment may be used.

**2624. Cooke, W.** Nov. 21. [*Provisional protection only.*]

*Reflectors* are made by bolting &c. a sheet of some highly polished metal between two plates of glass.

**2769. Gray, J.** Dec. 7. [*Provisional protection only.*]

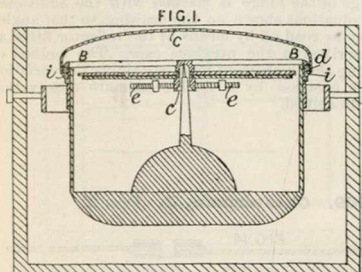
*Compasses, magnetic; telescopes.*—A telescope is fitted to a compass to enable magnetic azimuths to be taken. A short vertical cylinder carries a graduated glass circle which can be set to the compass beneath. When this has been done, a telescope, suitably mounted, is directed to the object whose azimuth is desired, after which it is lowered into a horizontal position, and a mirror placed in front of it to reflect the circular scale on which the azimuth is then read.

**2794. Tolhausen, A.,** [*Prime, J.*]. Dec. 11.

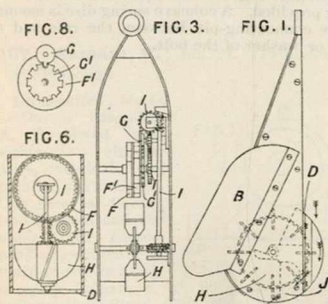
*Compasses, magnetic.*—Comprises (1) a water-tight cover for the compass box, and (2) means for balancing the compass card and needle. A glass cover C, formed with a rim, fits over a metal ring B, but is separated therefrom by a ring d of some yielding material as india-rubber, to prevent the glass cover being cracked by inequalities of expansion. A layer of putty i makes the box



water-tight. To balance the card, the centre socket *c* is provided with four arms *e, e*, having nuts or sliding weights thereon.

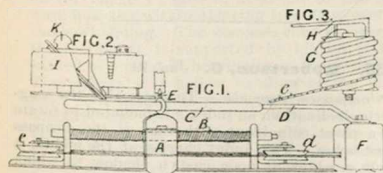


2823. Friend, J. W. Dec. 14.



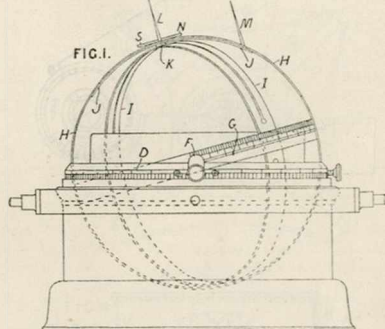
*Logs; sounding-apparatus.*—The log is kept submerged by vanes *B*, Fig. 1. Water passes in by the aperture *D* and through the passage *J* so as to rotate the fan wheel *H* and operate counting-mechanism, Fig. 3. Toothed pinion and screw wheel gearing *I* rotate the units wheel *F* and a cam *G*, Fig. 8, which drives the wheel *G* and tens wheel *F*. The wheels *F* and *F'* carry the numbers upon their edges. Fig. 6 shows a recording sounding lead upon the same principle. The fan wheel *H* revolves as it descends and operates registering wheels by similar mechanism, the fan wheel being locked during hauling up.

2834. Hutchinson, E. B. Dec. 15.



*Ellipsographs.*—Relates to apparatus for cutting, drawing, moulding, or otherwise forming elliptical figures. A right and left hand screw *B*, journaled in a centre block *A*, is rotated to adjust the distance between brackets carrying pulleys *c, d*. A tube *C*, containing a spiral spring and a piston *D*, is held in a ring *E*. A box *F* contains "a large screw or pulleys *G*, round which is the "endless band *e, e*, *e* regulating the size of the "ovals by means of a spanner *H*, secured with a "nut, and *I* is the cutting-box with movable face-plate regulated by a thumb-screw *K*."

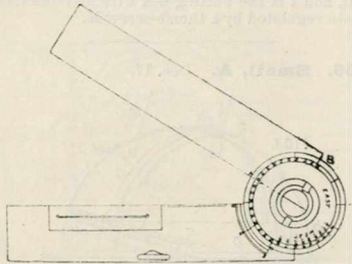
2856. Small, A. Dec. 17.



*Compasses, magnetic.*—Relates to means for ascertaining the error of the compass needle when a celestial object is visible and without requiring a sight of the horizon; also to a mode of correcting the error by means of magnets. Upon or within the upper edge of the bowl is placed an adjustable, horizontal, graduated circle *D*. To the circle *D* is attached, by pivot joints *F*, an equatorial ring *G*, graduated in hours &c., to which is fixed a meridian ring *H*, which may be slit to enable bearings to be taken. A movable hour circle *I* is jointed to the ring *H* as shown and slit along its centre line. A segment *J*, having a centre line marked upon it, is centred upon the stud *K*, and may be slit also. A style *L* is affixed to the stud *K* or in any other suitable position as *M*. In using the apparatus, the circle *D* is set round until the circle *H* coincides with the north and south line of the compass. The circle *G* is then set to the latitude of the place and the circle *I* to the hour of the day. The ring *D* carrying the circles *G, H, I* is moved round until the sun either casts a shadow from the style on the centre line of the segment *J*, placed immediately over the ring *I*, or is seen through the slits in the latter. The error is then shown by the angle between the circle *H* and the north and south line of the compass, and may then be corrected by a small magnet *S, N*. In another method of correcting the deviation, two adjustable curved or segmental magnets are attached to the circle *H*. When used for a common steering compass, four magnets and two circles are employed, the circle *H* being parallel

to the ship's keel and the other at right-angles thereto. The circles are both graduated. A pointer and graduated segmental scale showing the inclination of the ship are attached to the binnacle or compass card.


2867. **Glover, F. R. A.** Dec. 18.



*Clinometers; sextants; compasses, magnetic.*—Relates to improvements on the invention described in Specification No. 8256, A.D. 1839. The edge of the hinge is marked with the additional graduations shown on the drawing, so that angles may be read off by means of the reflector fitted as described in the previous case. The method of using the instrument for ascertaining the variation of a compass by a double azimuth observation is described.

2909. **Chesterman, J.** Dec. 22.

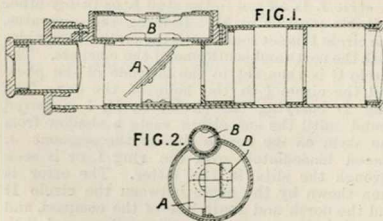
FIG. 14.



*Rulers; squares.*—Relates to the joints of rules capable of being folded so as to be used either as straight edges or as squares, suitable stops being provided. A concave spring disc is mounted on the connecting-pin between the rule and the head or washer of the bolt.

A.D. 1856.

69. **Barrie, W.,** [*Morlot, A.*] Jan. 9.

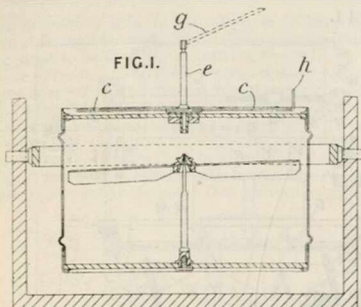


*Telescopes; levels; sextants; range-finders.*—Telescopes for use with various instruments are fitted with a spirit level which can be sighted simultaneously with a distant object. Figs. 1 and 2 show longitudinal and cross sections respectively.

The level B is mounted on the top and slightly to one side so that it is reflected in one side of the field of view by a mirror A mounted at an angle of 45° to the axis of the telescope. On the opposite side of the field of view a scale D may be placed for determining distances. The plane mirror A may be replaced by a convex one. A second mirror may be employed to reflect the horizon into the field of view.

155. **Robertson, C.** Jan. 19.

*Compasses, magnetic.*—To determine the magnetic declination, an index *c* is mounted to rotate on a pivot coincident with that of the compass card below. This index carries at the middle a style *e*, which at noon casts a shadow, to which

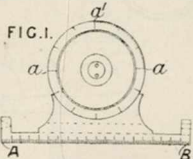


the index *c* is adjusted. A second style *h* may be used for sighting the sun through coloured glasses. An auxiliary style *g* may be used in low latitudes.

**187. Samain, P.** Jan. 24. [*Provisional protection only.*]

*Clinometers; levels.*

— On a base-plate *A, B*, fitted with sights, two circular discs, vertical and parallel, are mounted. One disc is divided into degrees and the other into corresponding gradients. A weighted wheel, carrying indexes *a, a'*, 90° apart, is mounted between these discs. This wheel may be replaced by a diametral index weighted to keep it in a horizontal position.

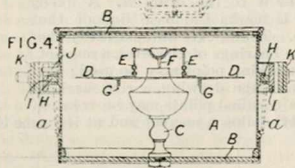
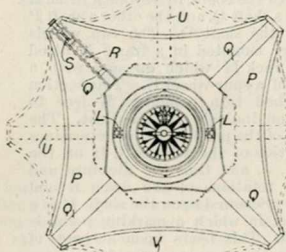


**639. Graham, W.** March 17.

*Compasses, magnetic.*—Relates to the suspension of the card and bowl, and also to means for neutralizing the effect of local attraction, and to a system of adjusting the compass on board ship. The corrective arrangements for local attraction are based on those described in Specification No. 2521, A.D. 1854. The bowl *A*, Fig. 4, having glass ends *B*, is supported by a rubber ring *H*, resting on the flange *I*; pins *J*, attached to the bowl, work in a slot within the ring *I*, so as to prevent the bowl sliding. The compass card *D*, carrying the needles *G*, is supported by hinged rods *E*, jointed to a pivot *F*, bearing upon the pedestal *C*. The pedestal *C* is hollow, to allow of the movement of a weight attached to the piece which supports the pivot *F*. The compass bowl may also be supported by connecting it to the ring *I* by adjustable links *a*. The ring *I* is supported by pivots connecting it to the gimbal ring *K*, the

centres of which are supported adjustable sockets in the pedestal. The correcting magnets are arranged upon the binnacle platform *P*, in metal cases, as shown at *R*, Fig. 3, and are adjusted by means of screws *S*. Four magnets are arranged in radial positions *Q*, but additional magnets, as shown at *U, V*, may be fitted. The gimbals may also be constructed so as to be external to the corrective magnets, the compass bowl being a fixture. The compass is adjusted on board ship by fixing it fore and aft, and placing corrective magnets on opposite sides of the compass card. The ship being swung, the fore-and-

FIG. 3.



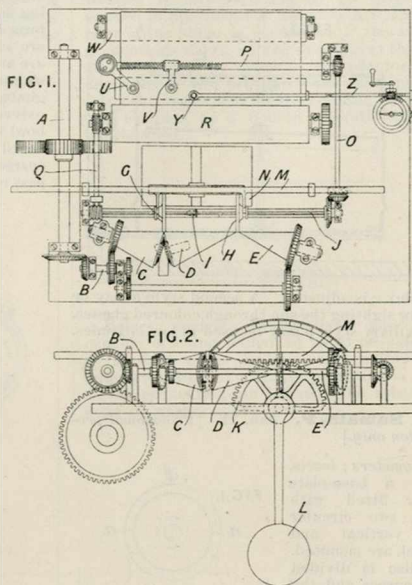
aft magnets are adjusted until the needle points correctly. After an opposite swing, two additional magnets are put down, one on each side of the compass card, so as to occupy the positions with relation to the earth which the first pair originally occupied, and are then adjusted to bring the needle again to the correct position. The last adjusted pair of magnets are then removed and placed on a line running north and south, and at their previous distance from the centre of the card. Similar adjustments may be made by using a third pair of magnets.

**716. Liley, J.,** [a communication]. March 26. [*Provisional protection only.*]

*Telescopes and opera-glasses.*—A sliding tube for telescopes and opera-glasses "has two grooves "one on each side of the tube, in which slides a "piece of iron, uniting a ring to a nut in which "passes a vice held obliquely to the tube; this "vice has a head, which, by turning the tube "with the hand, suffices to make the ring turn "and down at pleasure."

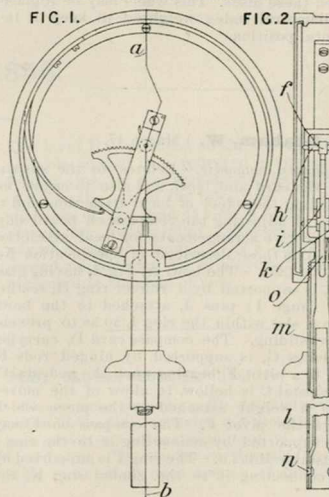
**787. Newton, A. V.,** [a communication]. April 1.

*Contouring; roads, determining inclines and curves of.*—Relates to apparatus for automatically recording road gradients. Figs. 1 and 2 show a plan and elevation upon which the vehicle upon which the apparatus is mounted drives, through spur gearing, a shaft A, the end of which is connected by bevel-wheels to a shaft B. From this shaft two cones C, D, E are driven. Keyed upon two shafts I, J, but so as to be free to move longitudinally, are two wheels G, H, which, by their frictional engagement with the cones, drive, one a drum R through a shaft Q, and the other a shaft P through the shaft O. The two wheels G, H are mounted in a frame N fitted with a rack M which engages with a section of a spur-wheel K. This section is attached to a pendulum L free to swing and indicate the gradient. The position of the pendulum thus determines the position of the wheels G, H on the shafts I, J, and thus the absolute and relative rotations of the drum R and shaft P. Screwed upon the shaft P is a carrier V in which a marking point is mounted. This bears upon a sheet of paper as it passes across a table from the roller W to the drum R. A fixed pointer U marks the base line of the diagram. To indicate automatically the magnetic bearings of the road, a magnet with a marking point may be used; or, as shown on the drawing, a ring marked with the cardinal points may be rotated by hand to follow a magnet and at the same time operate longitudinally a rod Z carrying a marker



**846. Gauntlett, W. H.** April 7.

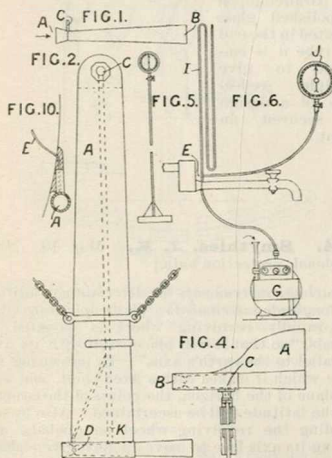
*Pyrometers and thermometers.*—Fig. 2 shows a section on the line a, b, Fig. 1. The temperature is indicated on a dial by a pointer mounted upon a spindle h gearing by a pinion f with a toothed sector i pivoted at k. An extension of the sector is pressed by a spring against a stud o on the top of a metal tube m which is secured at n to a second tube l of some different metal, to the top of which the frame of the instrument is secured. The compound tube l, m is inserted in the funnel, say, and the instrument then registers the differential expansion.



**870. Fontaine-Moreau, P. A., Comte de,** [a communication]. April 11.

*Anemometers; current meters; logs.*—The apparatus consists essentially of a double conical tube A, B, Fig. 1, through which the water or air current passes and a tube C at right-angles, through which air is exhausted by the current passing through the cones. The tube C communicates with a vacuum-indicating apparatus. Fig. 4 shows the apparatus arranged as an anemometer. A vane A is attached to the sheath in which the

double conical tube is placed so as to keep the end B facing the wind. Fig. 5 shows the apparatus mounted to be used for measuring the velocity of river currents. Fig. 6 shows the double conical tube adapted to measure the flow of water in pipes. The tube E is in communication with a column of mercury I, an indicator J, or a gas meter G. When used to find the speed of ships, the apparatus is fixed in a sheath attached to a suitable frame A. Fig. 2, and held parallel to the keel. The conical tube is pierced at the point D to prevent clogging.

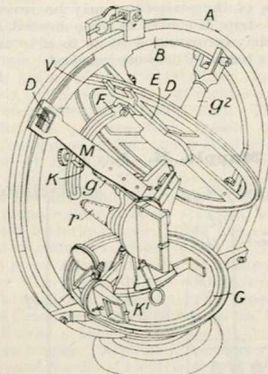


The tube K, C has a stop-cock at C so arranged that the frame may turn on its axis at C and be lifted out of the water when required. In a modification, the frame A may be made to turn about a central axis; or, the double conical tube may be fixed in a wooden frame or metal plate attached permanently to the vessel, as shown at A, Fig. 10, the communicating tube E entering the interior of the vessel directly. The indicator dial is provided with graduations to show both the pressure and the speed.

**896. Olley, W. H.** April 15. [Provisional protection only.]

*Microscopes* combined with photographic cameras. The microscope is provided with a reflecting-prism or other reflector attached to the eye-piece. The camera is mounted above it, so that the image is reflected upwards on to a ground-glass plate. The ground-glass plate is carried by a frame or box sliding within the camera body, so that the plate can be raised or lowered to alter the size of the image. After adjustment, the ground-glass plate is removed, and a sensitized plate or paper substituted.

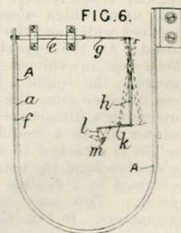
**939. Stansbury, C. F.,** [a communication].  
 April 19.



*Sextants; latitude instruments.*—A vertical meridian circle A, free to rotate about a vertical axis, has within it a latitude circle B carrying a radial axis  $g^2$  upon which the hour circle D is mounted. Upon this axis is also mounted an arm E carrying a vernier V and a curved rack F which can be clamped to the declination arm M. Upon the azimuth circle G, attached to the circle A, a sextant of the ordinary type is mounted which is free to rotate about a vertical axis. The declination arm M is free to rotate about a horizontal axis  $g$ . The clamp K is also fastened to an arm which moves about the axis  $r$ . This motion is read off on an arc  $K^1$  and is one-half of that read off on the circles A and B. In taking an observation, the latitude circle and the declination arm are set to the given values. The arm M is then removed, after which the limb E being moved over the face of the hour circle gives motion to the rotating sextant and azimuth and altitude verniers. When the celestial object is thus brought on the horizon, the azimuth, altitude and time may be read from the instrument.

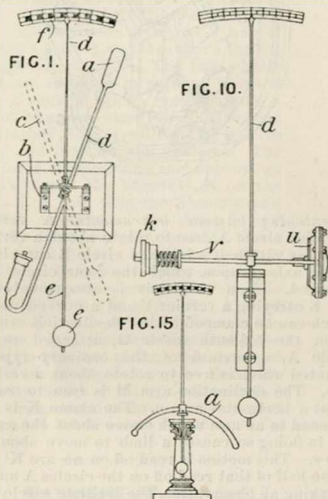
**957. Symons, A., and Burgess, E.**  
 April 22.

*Thermometers.*—A compound strip A made up of a strip  $a$  of gold and a strip  $f$  of steel or zinc, and forming part of a fire &c. alarm, rotates, by means of the slide  $e$ , links  $g, k$ , and levers  $h, l$ , a spindle  $m$  carrying an index. The index may be retained by a pawl engaging with a ratchet-wheel on the spindle  $m$ . The surface over which the free end of the strip



moves may be graduated and furnished with a stop to retain the strip in the position to which it is moved by a rise in the temperature. The positions of the strips *a, f* may be reversed, so that the strip *A* contracts when heated, and the devices may be arranged so as to give an alarm when low temperatures are reached.

1029. Mapple, H. May 1.

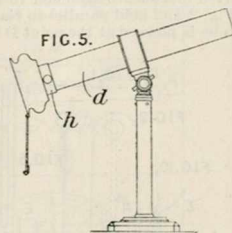


*Barometers.*—Relates mainly to balanced forms, though some of the improvements are applicable generally. A barometer tube *a* is fixed to a frame *c* resting by knife-edges on brackets *b* and which also has attached to it a pointer *d* and weight *e*. The displacement of the mercury disturbs the balance which registers on a scale *f*. As indicated in broken lines, a thermometer may also be fixed to the frame to balance purely temperature effects. As shown by Fig. 10, a vacuum capsule *u* is mounted on a balanced rectangular frame *v*. To the capsule is attached a rod, upon which a weight *k* is secured, and between which and the frame *v* a spring is interposed. As the capsule, therefore, increases or decreases in volume under the atmospheric pressure, the weight *k* is pushed to a greater or less distance from the axis of suspension, thus producing a disturbance which is indicated by a pointer *d*. In a modification of this form, the weight is attached to a rod within the capsule; in another form, the bottom of the mercury cistern is formed by a flexible diaphragm attached to a spring. This may be applied to stationary barometers. In Fig. 15 a closed curved vacuum tube *a* is used, which coils and uncoils under the

atmospheric pressure. This vacuum tube may take various forms—sinuous, spiral, &c. To increase the range of a barometer, balanced or fixed, a lighter liquid may be placed above the mercury.

1062. Blake, O. May 6.

*Kaleidoscopes.*—A parallelepiped of polished glass mounted in the end of a tube *d* is employed to give multiple reflections of a design &c. secured in mount.



1184. Smythies, J. K. May 19. [Provisional protection only.]

*Bearings, instruments for determining; latitude and longitude instruments; gyroscopic apparatus.*—A rapidly revolving wheel is mounted on gimbals, "so that it will place itself with its axis "parallel to the earth's axis." By measuring the angle which it makes with a fixed point, and with the plane of the horizon, the points of the compass and the latitude will be ascertained. Also by suspending the revolving wheel on gimbals, and leaving its axis free to move in any given plane, and constraining it to move in such plane, and comparing the rate of revolution of the axis of the wheel with a chronometer, the latitude or longitude will be ascertained.

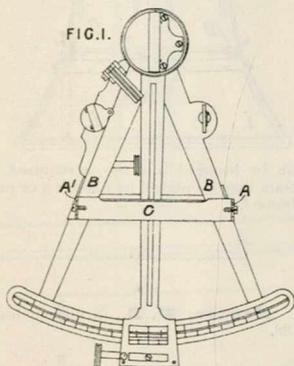
1245. Jundzill, A. D. May 24. [Provisional protection only.]

*Stereoscopes.*—Relates to an application of the stereoscope to a phenakistoscope apparatus. Two discs with similar phenakistoscope figures are rotated at identical speeds by means of a crank, which also rotates a pasteboard disc, bored on the edge, at the same speed as the figures. The stereoscope is placed in front of the disc and figures in such a manner that the figures appear superposed through the eye pieces, by reflection in a mirror placed before the apparatus.

1258. Newton, W. E., [a communication]. May 26.

*Sextants, quadrants, &c.*—Relates to means for enabling the instruments to be used when the horizon is obscured; and consists of a level which

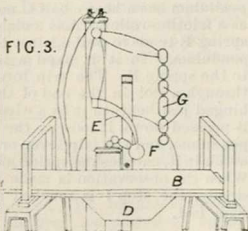
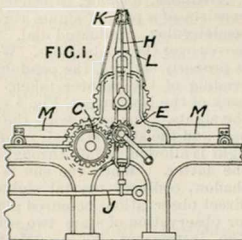
may be set true while the instrument is held in position for taking an altitude when the horizon is visible. The level then serves as a guide to enable the instrument to be held in the same position when no horizon is visible. The level is contained in a metal box C, which fits between



two plates A, A', attached to the sides B, B. The front plate A is provided with a vertical slot, and the back plate A' with a horizontal slot, by means of which slots the adjustment of the level is made. The centre of the horizon glass should be indicated by a line.

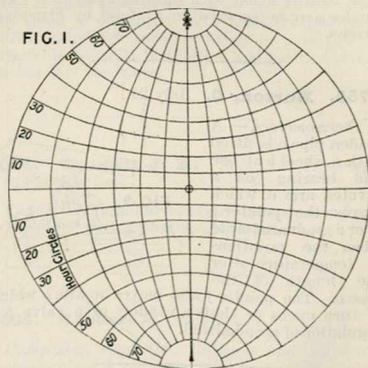
**1335. Brooman, R. A.,** [a communication].  
June 4.

*Reflectors.*—Glass plates are coated with metal, other than mercury or silver, by first depositing a volatile compound of the metal on the surfaces and afterwards reducing the compound by electrolysis, aided by heat. Fig. 1 shows a machine for coating the glass, and Fig. 3 shows electrical apparatus for decomposing the coating. The glass plate is placed on a box or chamber M, which is formed with a perforated cover for the passage of the gaseous fumes to



the glass, and is arranged to run on guides between an endless soft band L and a roller on the axis of the wheel C. Any of the following substances may be used to produce the gas, viz.:—Oxides or salts of iron, tin, zinc, cadmium, ammonium, lead, sodium, potassium, aluminium, manganese, copper, bromine, iodine, or chloride of gold, grains of tin, "crystallized hematine," and acids, such as sulphuric, hydrochloric, benzoic, nitric, metagallic, and boric acids. The gas is generated in acid-resisting vessels of gutta-percha, earthenware, &c., and is conducted to the chamber M by flexible tubes fitted with stop-cocks. The chamber M is advanced by a handle, toothed gearing, and the rollers. The band L passes round rollers E, K on spindles, which are connected by forked rods H and are raised and lowered by counterweighted levers J. The plate of glass is moved over a roller at the end of the chamber M to distribute the coating evenly and on to an insulated metal fixing or electrolysis frame B over a heating-chamber D containing a lamp or burner. A pillar E contains a galvanic battery, and frictional electricity is generated by a glass disc machine F. It is stated that the hollow metal conductors G are lined with an acid-resisting material, and the four lowest contain a mixture of boric and sulphuric acids so that a hot gas is produced and conducted to the insulated chamber supporting the coated glass plate. Side frames C support a cloth for covering the chamber and glass. The metal is liberated and fixed by the electric current, aided by heat, and may be backed by tar, cement, &c. mixed with glue, oil colour, &c.

**1636. Saxby, S. M.** July 10.



*Compasses, magnetic; bearings and courses, determining.*—Relates to a mechanical device for the solution of spherical triangles specially useful for determining compass errors. A diagram ruled upon a transparent sheet is superposed and

rotated upon a second diagram so as to produce an intersection of fiducial lines from which the desired result may be obtained. Fig. 1 shows a

FIG. 2.

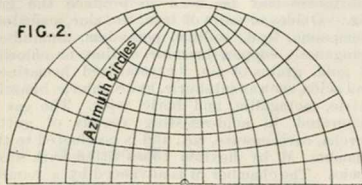
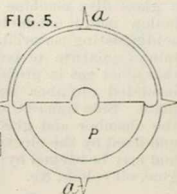
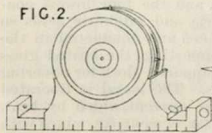


diagram for this purpose which is the stereographic projection of the meridians and parallels of a sphere. Fig. 2 is a similar projection of azimuths and almucantars.

1680. **Barlow, C.**, [a communication].  
July 17.

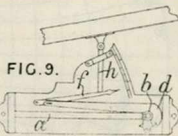
FIG. 2.



*Clinometers: levels and plumbing instruments.*  
—A weighted disc P, Fig. 5, with pointers a, is fitted between two circular discs, one graduated in degrees and the other to give the inclination. The base is fitted with sighting apertures. The device may be secured to a stand by clamping-screws.

1755. **Burton, C.** July 24.

*Thermometers.*—A leaden pipe a is fitted with a wheel b at one end bearing on a pivoted arm d, which moves the pointer f over a graduated scale when the variations of temperature alter the length of the pipe a. The pointer f also moves an arm h which in turn opens or shuts a window or a valve for regulation of air admitted.

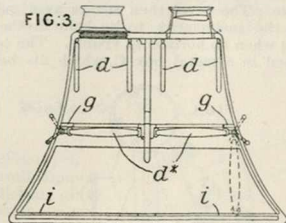


1782. **Cooke, G. C.** July 26.

*Stereoscopes.*—The eye-piece mounts are made of a conical or pyramidal shape to increase the field

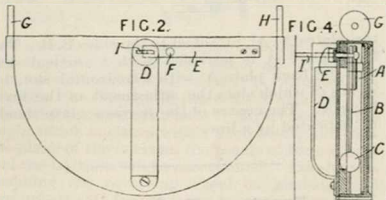
of view. For adaptation to different sights, lenses d, d\* may be mounted in hinged frames so that

FIG. 3.



they can be brought into use as required. The stereogram may be placed on a ledge g or pressed into a frame i.

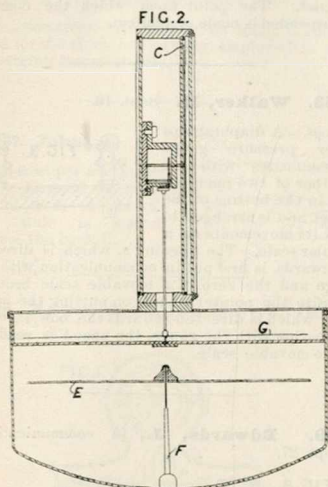
1788. **Newton, W. E.**, [a communication].  
July 28.



*Altitudes, angular, measuring.*—The instrument consists of a pair of sights rigidly attached to a semicircular graduated dial. A pendulum point moves over the graduations. When the instrument is properly sighted, the pendulum is fixed and the reading of the pointer taken. Fig. 2 shows the back of the instrument, Fig. 4 a section. G, H are the sights. For solar work, the sight G has a small hole and the sight H a pair of cross marks, and the light is allowed to fall through the former on to the latter. When the sun is too weak to cast a shadow, ordinary crystal sights are used. For observation of stars two semicircular sights. The instrument is cased in metal, and has a handle D at the back and a glass dial-front. The pendulum has a heavy ball C near the point to act as a friction-roller. A is a clamp piece which the spring E tends to pull against the pivot end of the pendulum. To it is fixed a wire soldered at F to the spring E. The trip lever or stop I passes through a slot in the end of the spring E and is hinged just beneath it by a wire. When the spring is pressed down, it loosens the clamp A from the pendulum, and the trip lever or stop, which has a notch in it, catches the spring and holds it in place. When the observation is made and the pendulum steady, the stop I is touched and the pendulum made fast.



1888. **Maillard, N. D.** Aug. 12.



*Compasses, magnetic.*—Relates to double-needle compasses, and to indicating arrangements for the same, which are applicable also to single-needle instruments. Above an ordinary compass needle E is another, independently-mounted, weaker needle G whose upper axis consists of a rod having a horizontal crown-wheel at its upper end. This works a vertical cog-wheel attached to a pointer C moving round a vertical dial. The whole of the upper part is cased in a circular box mounted on gimbals by studs at its sides. The strong needle setting N. and S. attracts the weak needle S. and N. and so actuates the pointer. A single needle (the upper) may be used, being then magnetized more strongly. Other mechanical contrivances, e.g. groove-pulleys, trains of wheels, or bands may replace the two cog-wheels, or the dial may be horizontal and the pointer fixed to the vertical shaft.

1935. **Sutton, E.** Aug. 19. [Provisional protection only.]

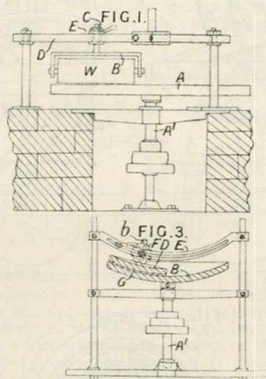
*Stereoscopes.*—To make the instrument portable, the ends which support the top upon which the lenses are mounted are hinged so as to fold in. The hinges are pressed upon by a spring to keep the parts in position.

1965. **Benoist, P.** Aug. 23. [Provisional protection only.]

*Stereoscopes* combined with phenakistoscopes. Two stereoscopic pictures are placed at right-

angles to one another, and the angle between them is bisected by a grooved glass. Motion is then given to the glass to enable the two pictures to be seen quickly in succession.

2060. **Moberly, W.,** [partly a communication]. Sept. 4.



*Lenses, grinding and polishing.* A cylindrical, concave or convex surface is formed by a rotating flat disc A, Fig. 1, or curved disc B, Fig. 3, carried by a spindle A'. The cylinder W is mounted in a carrier B so as to turn freely on its axis, and the carrier B has a spindle C turning freely in the slotted arm D of the frame. Weights or a spring may be used to press down the carrier B. Fig. 3 shows a piece of glass G being formed on its convex face. The glass is cemented to a block D provided with a spindle b turning freely in a socket F adjustable as to its inclination and position along the bar E of the frame.

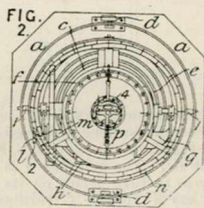
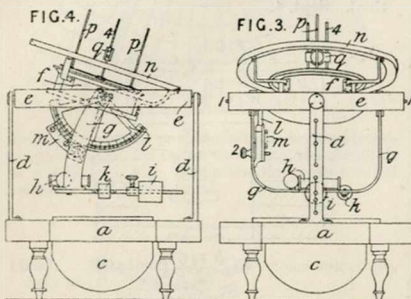
2064. **Dancer, J. B.** Sept. 5. *Drawings to Specification.*

*Levels.*—A liquid level of circular or other form is combined with a photographic camera.

2069. **Reeder, R.** Sept. 5.

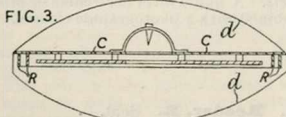
*Compasses, magnetic; latitude and longitude instruments.*—A universal dial and chronometer compass, for taking a ship's or other bearing in any latitude at any time of the day, also adapted for determining the latitude and longitude and the variation of the magnetic needle, has a base a carrying the gimbals supporting the mariners' or

surveyors' compass *c*. Standards *d* arranged along the north and south line of the compass box are slotted for sighting and carry a pivoted ring *e* to which a chronometer *f* is pivoted. The chronometer can be adjusted so that its dial face is in the plane of the equator and is sustained in this position by a frame *g* depending from the



pivot *l* and carrying adjustable balance weights *i, h* and spirit levels *h*. A latitude arc is attached to the chronometer and passes against a vernier *m* with a clamping screw *2*. The chronometer hand carries two wires *p* and a magnifying glass *q* adjustable on wires *4* and having its focus at a graduated equatorial ring *n*.

**2156. Kline, C.** Sept. 15.

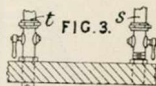


*Compasses, magnetic.*—The needle is surrounded with an insulating metallic shield to protect it against local attraction. In one form, iron, steel, copper, or zinc bands *R* or wire netting are placed concentrically around or under the edge of an ordinary compass card *C*. In a modification, convex metal plates *d* are fixed above and below

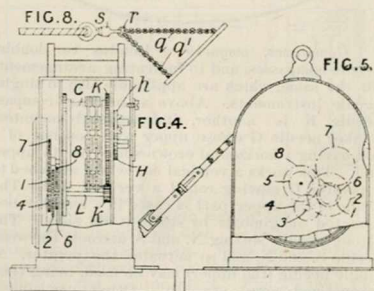
the magnet; or a metal sphere may enclose the magnet. The point upon which the compass is suspended is made of iridium.

**2163. Walker, R.** Sept. 16.

*Logs.*—A diaphragm or other pressure gauge communicates with one or other of two openings *t, s* in the bottom of the vessel, and is arranged to show its movements on a circular scale. The opening *s*, which is directed downwards, is first put in communication with the gauge and the zero of a movable scale brought opposite the pointer; then, on putting the opening *t*, which is directed towards the bow, in communication with the gauge, the speed is read off on the movable scale.



**2269. Edwards, J.,** [a communication]. Sept. 27.



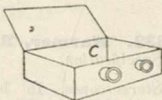
*Logs.*—A drag float, Fig. 8, of triangular shape, is attached by three short chains *q', q, q''* to a ring *r*, and universal joint *s*, at the end of the line. The chain *q'* is shorter than the chain *q* so that the float is maintained in the water at an angle of about 45°. The line is joined to a chain wound on a spring barrel *C*, connected to a counting-apparatus, Fig. 4, indicating miles and fractions of a mile. A pawl and ratchet prevent the barrel moving backwards except when desired. The spring in the barrel *C* is held up, when pulled by the drag float, by a pawl *h* and ratchet *H*. A toothed wheel *K* on the barrel *C* gears into a pinion *k*, mounted on a spindle *L*, connected to a train of wheels 1, 2, 3, 4, 5, 7, 8, Fig. 5. A wheel 5, working loose upon a fixed stud has a collar, upon which works loosely a wheel 8. This wheel 8, which carries a pointer indicating miles on a dial, is actuated by a wheel 7, driven by a wheel 1 fixed to the wheel 2, which is in turn driven by a pinion 3, fixed to the wheel 4. A second pointer, indicating fractions of a mile, fits upon the square end of the long collar of the wheel 5.

2304. **Pastorelli, F. J., and Gibb, J.**  
 Oct. 2. [Provisional protection refused.]

*Thermometers.*—An aluminium index is substituted for the steel one usually employed in self-registering thermometers.

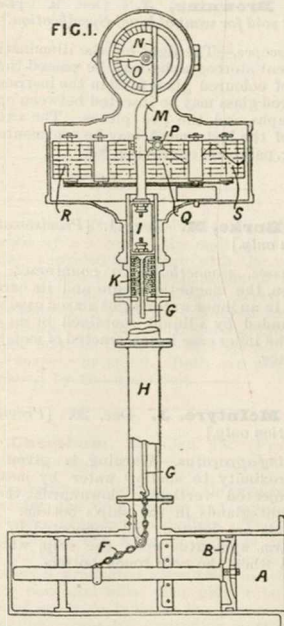
2486. **Johns, G. E.** Oct. 23.

*Stereoscopes* are made in the form of an ornamental box, as shown. The slide is placed against the back C.



2526. **Ragon, A. E., [Alexandre, L.]** Oct. 28.

FIG. I.



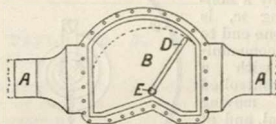
*Logs.*—The passage of the ship through the water causes the piston B in an immersed cylinder A to move against a spiral spring K, to which it is connected by means of a chain F and rod G passing up a tube H. A box I, fitting loosely in the tube H, and connected to the rod G, is thus moved, and thereby actuates a pointer O on a dial by means of the rack M and pinion N. A permanent record of the speed-values may be obtained by means of a pencil P fixed to the rod carrying

the rack, and drawing a curve on a paper strip Q as it unwinds from a drum R and winds upon a drum S. The drums R and S may be rotated by clockwork or in any suitable manner.

2550. **May, W., [a communication]** Oct. 30.  
*Drawings to Specification.*

*Squares.*—A set-square graduated on one bevelled edge is used to read off pressures on steam-engine indicator diagrams.

2551. **Torassa, C. J. B.** Oct. 30.



*Logs and leeway indicators.*—A box B, carried below sea-level on a ship, and open through pipes A to the sea, contains a vane D carried by a vertical shaft E, which carries a pointer, or is geared by a toothed wheel to a pinion on the axle of a pointer over a stationary dial; the axle is also acted on by a pulley, cord, and weight. The flow of water through the box causes deflection of the vane D and the pointer. Two such apparatus are used, arranged at right-angles, to indicate speed and deviation.

2578. **Middleton, S.** Nov. 3. *Drawings to Specification.*

*Telescopes.*—Seamless covers for telescopes are made of leather prepared from the skins of the tails, legs, and other parts of animals. The skin is cleaned and tanned, and stretched on a hollow expandible mandrel, which is then forced through a hole in a press, and the skins are dried by gas jets. Several mandrels thus covered are placed in a currying-machine. The articles are finally japanned &c., and fitted with metal mounts.

2581. **Scott, E. E.** Nov. 3. *Drawings to Specification.*

*Stereoscopes.*—The eye-pieces are fitted with complete lenses of a large size, the optical axes of which are at a distance apart greater than the inter-pupil distance. Circular decentered lenses may also be employed. Diaphragms are fitted to restrict the view of each eye to one picture.

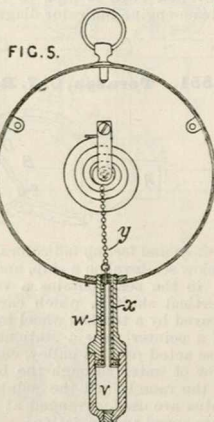
2614. **Olley, W. H.** Nov. 6.

*Microscopes.*—Images produced by the object-glass of a horizontally-placed microscope, from

which the eye-piece has been removed, are reflected by a glass prism or other reflector placed near the eye-piece end on to a sensitized plate or surface in a suitable dark box or camera enclosing the end of the microscope and the reflector.

**2615. Webster, J.** Nov. 6.

*Thermometers.*—A closed cylinder *v* forming the bulb of the thermometer contains any suitable fluid. A rubber tube *x*, surrounded by a helical spring *w*, is fixed at one end to a chain *y* communicating with a spring-controlled pointer moving over a dial, and at the other end is fixed to the inside of the cylinder *v*. Change of temperature causes motion of the top of the india-rubber tube *x* against the action of the spring *w*, and thereby causes the pointer to move over the dial.

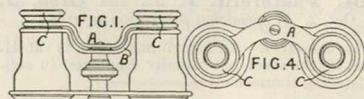


**2623. Casartelli, J. L., Casartelli, A., and Casartelli, L.** Nov. 7. [*Provisional protection only.*]

*Specific-gravity estimating-apparatus.*—To indicate when the water in a steam generator is charged to excess with saline matter, two specific gravity beads are placed in water-gauge-like tubes. The first rises as a warning, the second only when dilution is necessary to prevent deposition.

**2674. Dixey, C. W.** Nov. 13.

*Opera and field glasses.*—To accommodate the nose and enable the eye-pieces *C* to be brought



close to the eyes, the connecting-bars *A*, *B* are bent as shown in Fig. 1, or as shown in Fig. 4.

**2832. Harmer, R.** Nov. 29. [*Drawings to Specification.*]

*Stereoscopes.*—In hand-painted stereographs, one of the two pictures is painted in different colours from those used for the other picture.

**2914. Browning, J.** Dec. 9. [*Letters Patent void for want of Final Specification.*]

*Stereoscopes.*—The light for the illumination of transparent stereographs may be passed through a sheet of coloured glass fixed in the instrument; or coloured glass may be inserted between opaque stereographs and the eye-pieces. The exterior surface of the instrument may be ornamented by silvering, painting, engraving, &c.

**2934. Burke, M.** Dec. 11. [*Provisional protection only.*]

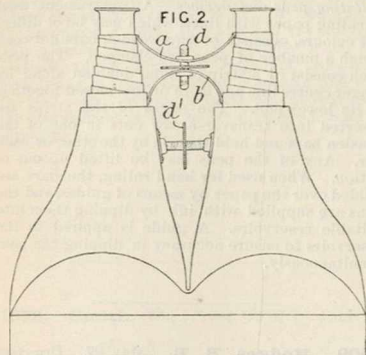
*Compasses, magnetic.*—To counteract local attraction, the magnetic needle and its card are enclosed in an inner water-tight glazed case which is surrounded by a liquid contained in an outer case. The inner case is constructed of metal with a glass face.

**3069. McIntyre, J.** Dec. 26. [*Provisional protection only.*]

*Sounding-apparatus.*—Warning is given of a ship's proximity to shallow water by means of rods projected vertically downwards through water-tight glands in the ship's bottom. Their lower ends are jointed, and connected by wires with alarm apparatus upon the ship, which is operated when the rods touch bottom.

A.D. 1857.

## 11. Phillips, W. H. Jan. 1.



*Stereoscopes.*—The focussing of the eye pieces is effected by a screw *d*, the ends of which are oppositely threaded to engage with the connecting strips *a* and *b*. The separation of the eye pieces is adjusted by a similar screw *d'*. A skeleton stereograph may be employed to form a suitable border for the usual stereographs. The eye piece may be built up of a spirally wound strip of leather or metal. Both eye pieces may be enclosed by the same coil.

## 108. Cheetham, D. Jan. 13. [Provisional protection only.]

*Thermometers.*—Relates to thermometers for ascertaining the temperature and consequently the pressure of steam in boilers. The tube or cup containing the mercury extends into the boiler, and has at its upper end (or outside of the boiler) a graduated glass tube in which the mercury rises and falls. The glass tube may be graduated so as to indicate the pressure. In a modification, a gas by expanding acts on the surface of the mercury in the cup; or an ordinary thermometer may be employed.

## 168. Quin, E. Jan. 20. [Provisional protection only.]

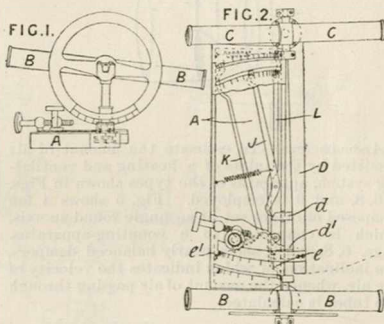
*Stereoscopes.*—The front, back and mid partitions are hinged to allow of folding. The reflector is secured by the same clasp that secures the back and front together. The sides may also be hinged to a stiff bottom, the top

being connected in a similar way. The top and bottom may also be connected by spring joints to a stiff front. The back and sides may be made of a flexible fabric to fold within the instrument.

## 374. Taylor, T. J. Feb. 9. [Provisional protection only.]

*Stereoscopes.*—The hinged door is fitted with a plane or concave mirror to direct light upon the stereograph. This mirror may be fixed.

## 555. Johnson, J. H., [Crandall, E. A.] Feb. 25.

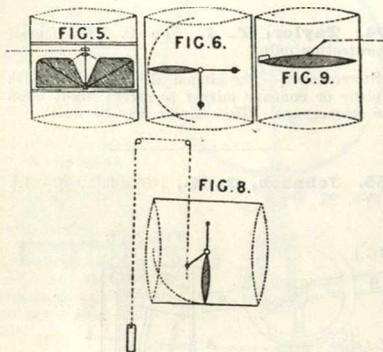


*Telemeters; theodolites; sextants.*—Upon one end of a base *A*, a telescope *B* is mounted at right-angles, free, however, to move over a graduated scale in a vertical plane. At the other end, a second telescope *C* is mounted free to rotate against a graduated scale in a horizontal plane. To obtain the range of an object, it is sighted in succession by two telescopes, when an index on the radial arm *D* fixed to the telescope *C* gives the range on a scale *e, e'*. To obtain open scales as the telescopes approach parallelism, abutments *d, d'* &c. on the arm *D* strike in succession against pivoted and multiplying indicating levers *J, K* and *L*. Heights may be determined by using the telescope *B* only. For long distances, the instrument is transferred from one station to another, the telescope *B* being placed parallel to its first position. The telescope *C* may be replaced by a pair of reflectors and the instrument used as a sextant.

579. **Thorntwaite, W. H.** Feb. 27.

*Barometers.*—To facilitate the reading, the tube or that portion of it employed for observation is made with a flattened bore and covered or coated on one side with enamel, which may be combined with the glass during manufacture. Graduations are marked on the tube in lieu of or in addition to those on the supporting stand. According to the Provisional Specification, the rise and fall is registered by placing small tubes in the main tube in the process of manufacture.

740. **Moes, J.** March 16.



*Anemometers.*—To estimate the amount of air admitted by the inlets of a heating and ventilating system, apparatus of the types shown in Figs. 5, 6, 8, and 9 is employed. Fig. 5 shows a fan composed of blades set at an angle round an axis, which is connected to a counting-apparatus. Figs. 6, 8, and 9 show nearly balanced dampers, the inclination of which indicates the velocity of the air, whence the amount of air passing through the tubes is calculated.

990. **Bright, C. T.** April 8. *Drawings to Specification.*

*Logs.*—In the Provisional Specification, a register is described in connection with cable ships, consisting of a vane submerged in the sea and connected electrically with a system of toothed wheels on deck, whereby the speed of the ship, the total distance travelled and the length of cable payed out are registered.

1139. **Rutt, W.** April 22. [*Provisional protection only.*]

*Microscopes; telescopes.*—The lower end of the body of a microscope is fitted with a chamber to

enclose the object and objective. Light is admitted by openings in the chamber. By fitting the chamber with a telescopic objective and using it in combination with an erecting glass, a telescope may be formed.

1408. **Ott, J. U., and Udloff, F. A. M.** May 19. [*Provisional protection only.*]

*Ruling pens and devices.*—An instrument used in ruling paper with lines, which may be of different colours, consists of two wooden bars between which a number of pens are clamped. The pens each consist of a strip of metal doubled along its longer centre line and more or less closed together at its lower end. The edges of the strips are inserted into transverse saw cuts in one of the wooden bars and held therein by the other or back bar. Any of the pens may be lifted up out of action. When used for hand ruling, the bars are guided over the paper by means of guides, and the pens are supplied with ink by dipping them into suitable reservoirs. A guide is applied to the reservoirs to ensure accuracy in dipping the pens simultaneously.

1509. **Hodges, R. E.** May 27. *Drawings to Specification.*

*Squares.*—For drawing parallel straight lines at given distances apart, similar squares of rather small angle are employed. Each is divided by lines perpendicular to its base, and the graduations are such that when the bases are parallel and the hypotenuses coincide, the reading of either apex gives the distance between the bases.

1558. **Chappuis, P. E.** June 3. [*Provisional protection only.*]

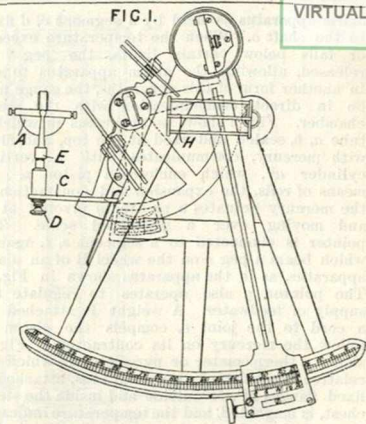
*Stereoscopes.*—Metallic or other reflectors are used to throw light upon the pictures.

1595. **Noé, H. J.** June 6. [*Provisional protection only.*]

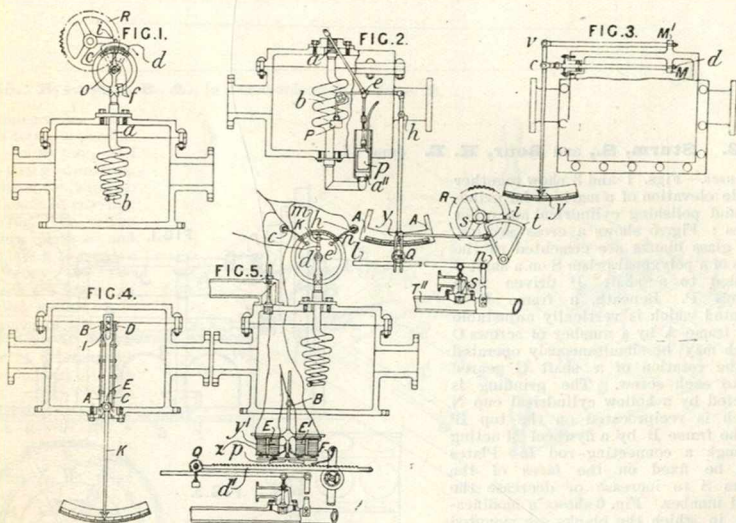
*Stereoscopes, portable.* Each end piece is in two parts connected by a folding joint, the eyepieces also being protected by a folding flap. The slide carrier is connected to the lens carrier by a bellows joint to admit of focussing. The reflecting-surfaces may be coloured. A folding case may be fitted to the bottom of the instrument.

1669. Johnson, J. H., [Lane, J. C.]  
June 15.

Sextants, quadrants and the like; horizons, artificial; levels and plumbing-instruments.—Sextants and the like are fitted with artificial horizons and zenith reflectors. A heavy hemispherical cup A, carrying either a horizontal or vertical mirror, is mounted on horizontal pivots on a stand E secured to a bracket C. The adjustment in height is effected by a screw D. To adjust the vertical mirror normal to the axis of the eye-piece, a spiral slot and pin is employed. The horizon is obtained artificially when the vertical mirror gives an image of cross-hairs mounted in a frame H, which is seen in line with the real hairs. When the horizontal glass is used, the complement of the zenith distance is read off directly.



1678. Smith, W., [Prost, J. M.] June 16.



Thermometers and pyrometers.—Relates to temperature alarms and thermostatic feed-regulating devices for steam generators composed of a series of tubes, through which water passes and is converted into superheated steam. Fig. 1 shows one form of a thermometric indicator and

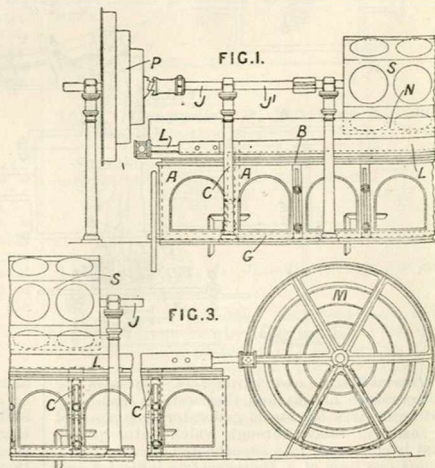
alarm, in which a tube a, b, containing a liquid or a gas and enclosed in a steam chest, has its lower end sealed, and its upper end communicating with a pressure gauge f. The gauge dial is graduated by comparing it with a standard thermometer. A peg i on the wheel R of an

alarm apparatus is held by a segment *c, d* fixed to the shaft *o*. When the temperature exceeds or falls below certain limits, the peg *i* is released, allowing the alarm apparatus to act. In another form of this apparatus, the gauge may be in direct communication with the steam chamber. Fig. 2 shows an apparatus in which a tube *a, b*, sealed and fixed at the top, and filled with mercury, communicates with a vertical cylinder *a<sup>1</sup>*, which encloses a piston *p*. By means of rods, the expansion and contraction of the mercury actuates a pointer *y* pivoted at *h*, and moving over a graduated scale. The pointer is connected to a segment *s, t*, against which bears a peg *i* on the wheel *B* of an alarm apparatus, as in the apparatus shown in Fig. 1. The pointer *y* also operates to regulate the supply of feedwater. A weight *P*, attached by a cord to the joint *e*, compels the piston to follow the mercury on its contraction. Fig. 3 shows a thermometer or pyrometer in which the relative expansion of two metal rods, attached to fixed flanges *M<sup>1</sup>, M* outside and inside the steam chest, is magnified, and the temperature indicated on a graduated scale by a pointer *y* attached to the ends of the two rods. An alarm apparatus similar to that shown in Fig. 2, or the feed-regulating arrangement mentioned above, may be attached to the pointer shown in Fig. 3. The rod *d, c* in contact with the steam passes through a stuffing-box; but, where the rods and steam

chest are of the same metal, the rod *d, c* is fixed to the outside of the chest. The rod *v* is then surrounded by water to keep its temperature constant. Fig. 4 shows an apparatus in which the unequal expansion of two parallel blades *A, B, C, D*, which are of different materials but approximately of the same length, moves a pointer *K*. The blades, which are connected by cross-pieces, are fixed at the ends *A* and *C* and carry a peg *I* which passes through a slot in the lever which operates the pointer. The pointer may be attached, as in the arrangement shown in Fig. 2, to an alarm clock and also to a feed-regulator. The above-mentioned thermometers may be used to control electrical alarms and regulating-apparatus. Fig. 5 shows the apparatus described in connection with Fig. 1 adapted for this purpose. The end of the pointer *K* is insulated and fitted with two silver pieces *m* and *n*, which may bear against springs *e, d* and *e, k*. These springs are connected through a bell or bells to one pole of a battery, and the pointer *K* is connected to the other pole. The feed-regulating apparatus is operated by an arrangement of electromagnets *E, E'* controlled by the same contact-pieces. A liquid thermometer, having one wire connected to the battery placed in the liquid, and a second wire so arranged that when the liquid rises it completes the circuit, may be employed.

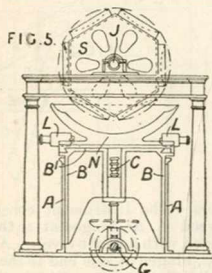
1692. Sturm, S., and Bour, H. E. June 17.

*Lenses.*—Figs. 1 and 3 show together a side elevation of a machine for grinding and polishing cylindrical and other lenses; Fig. 5 shows a cross-section. The glass blanks are cemented to the faces of a polygonal prism *S* on a shaft *J* coupled to a shaft *J<sup>1</sup>* driven from pulleys *P*. Beneath, a frame *B* is mounted which is vertically adjustable in a frame *A* by a number of screws *C* which may be simultaneously operated by the rotation of a shaft *G* geared up to each screw. The grinding is effected by a hollow cylindrical cup *N* which is reciprocated on the top *B<sup>1</sup>* of the frame *B* by a flywheel *M* acting through a connecting-rod *L*. Plates may be fixed on the faces of the prism *S* to increase or decrease the total number. Fig. 6 shows a modification in which the blanks are mounted on a plate *M*, carried by a pendulum free to oscillate about a vertically-adjustable shaft *O*, in a frame *A<sup>1</sup>*. The oscillation of the pendulum is effected by a connecting-rod and crank-pin. A grinding-disc *J* is mounted on a shaft in bearings on a bed *G*, which

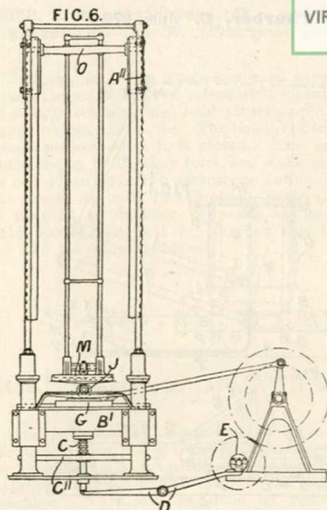




is reciprocated in a horizontal plane on guides carried by the frame  $B^1$ . The latter is adjusted vertically by a screw  $C$  and hand-wheel  $C^1$ . A vertical reciprocating motion may be given by a bell-crank lever  $D$  operated by an eccentric on a

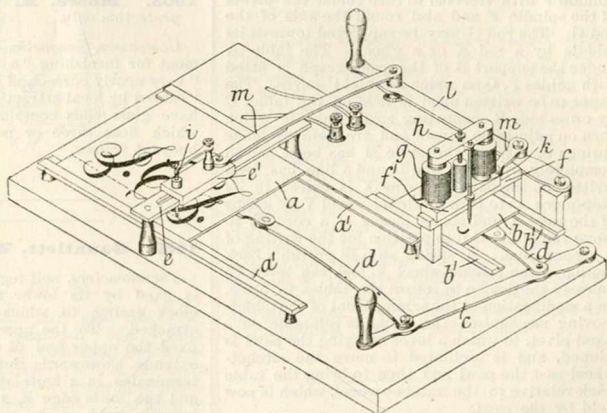


shaft  $E$ . A pinion on the shaft of the disc  $J$  engages with a fixed rack during the reciprocation of the bed  $G$ . In a further modification, the disc  $J$  is constrained to follow the arc of a circle on its being reciprocated.



1755. **Brooman, R. A.**, [a communication]. June 23.

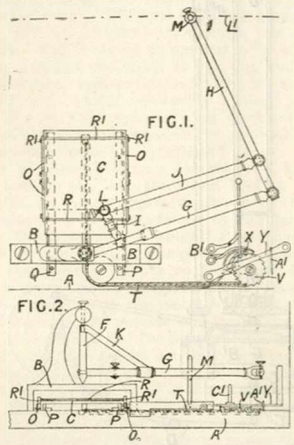
*Pantographs.*—Relates to an apparatus for engraving, and copying designs, drawings, &c., and also applicable in carving, weaving, &c. The pattern plate  $a$  and the plate  $b$  to receive the copy of the pattern are moved in parallel guides  $a^1$ ,  $b^1$  by means of a lever  $c$  and links  $d$  which allow of enlargement or reduction in the copy. An electric conducting-style  $i$  and a graver &c.  $k$  are arranged in slides  $e^1$ ,  $f^1$ , which are moved on their guides  $e$ ,  $f$  by a second lever  $l$  and links  $m$ . The design on the plate  $a$  is rendered electrically conducting, *e.g.* by making it by removing the necessary parts of an insulating-coating on the plate  $a$ , so that an electric battery circuit is closed through an electromagnet  $g$  at the parts  $i$ ,  $a$  when the style  $i$  is on the design. The graver  $k$  is carried



by the electromagnet armature  $h$ , and is held up by a spring until the battery circuit is closed. The graver  $k$  may in some cases be operated indirectly from the armature  $h$  through suitable mechanism.

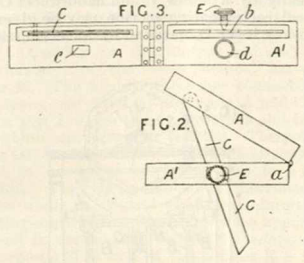


1805. **Thurber, C.** June 27.



**Pantographs.**—In a pantographic writing-appliance adapted for the production of small writing by the blind or persons with unsteady hands or without fingers &c., the rods G, H, I, J, Figs. 1 and 2, forming the pantograph and carrying the style M and pen L, are carried by a vertical spindle F with freedom to turn round the pivots of the spindle F and also round the axis of the rod G. The rod G may be supported towards its middle by a rod K or a wheel. The table A under the support B of the pantograph is fitted with guides P, Q on which a tablet C moves. The paper to be written upon is held on the tablet C by cross-rods R connecting small arms R<sup>1</sup> which turn on adjustable pivots and are held by blade springs O. When the style M has been moved completely over the line L<sup>1</sup> and a line has been written on the paper, a lever Y is moved in its stop-piece A<sup>1</sup> to turn a ratchet-wheel V by means of the pawl X and so, by means of a cord T, to move the tablet C into position for the writing of a second line. A spring stop B<sup>1</sup> prevents back motion of the ratchet-wheel V, and the lever C<sup>1</sup> releases the device to return the tablet to place. In a modification of the arrangement of the tablet-moving mechanism, the table is rotatable on a fixed pivot, to which a lever carrying the pawl is pinned, and is oscillated to move the ratchet-wheel past the pawl and then to bring the table back relative to the ratchet-wheel, which is now held by the pawl.

1848. **Browne, T.** July 2.



**Inclinometers.**—The instrument consists of two pieces of wood A, A<sup>1</sup>, hinged at a, the piece A<sup>1</sup> being provided with a spirit-level. A graduated metal strip C, hinged at one end to the piece A, is capable of sliding through a slit b in the piece A<sup>1</sup> when the instrument is in use, and lies within a recess formed in the piece A when the instrument is out of use. A clamping-screw E is fitted to the side of the piece A<sup>1</sup>. To use the instrument, the piece A is placed upon the sloping surface, and the piece A<sup>1</sup> adjusted until level, when the angle can be read off on the graduated piece C. Slots c, d are provided in the instrument for receiving the screw E when it is not in use.

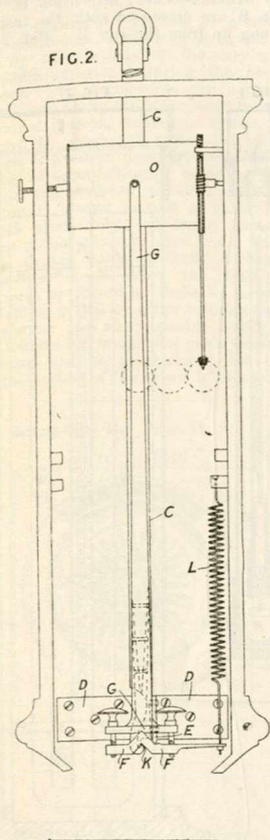
1903. **Moore, R.** July 8. [Provisional protection only.]

**Compasses, magnetic.**—Relates to an attachment for furnishing "a correction or an estimate "very nearly correct, of the magnetic deviations "caused by local attraction." A box which may have glass ends contains spirits of wine &c. on which float three or more magnets secured to buoyant frames.

1962. **Gauntlett, W. H.** July 14.

**Thermometers, self-registering.** A zinc tube C is fixed by its lower end to a plate D, on a clock casing, to which a knife-edge E is also attached. To the upper end of the tube C is fixed the upper end of a long deal rod, which extends downwards through the tube C and terminates in a knife-edge K, between which, and the knife edge E, a lever F is held. This lever is held up by a spring L and is bolted to the base of a long arm G reaching up to and bearing against a clock-driven drum O. The expansion of the tube C rocks the lever F and plate G, thus operating the pointer scribing on the drum O.

(For Figure see next page.)



**2056. Jackson, R.** July 28.

*Protectors and shades, face and like.*—The disfiguring effects of small-pox and similar diseases are prevented by enclosing the faces, hands, arms, and other exposed parts of the body of the patient in protective coverings, which exclude air and, if desired, light. One form of covering for the head consists of a silk or other hood, detachably fastened round the neck and secured to a thin gutta-percha sheet provided with an elliptical opening for the mouth, a recessed opening for the nose, and glass or mica strips in the apertures for the eyes. A green silk or similar strip may be attached to the covering to exclude the light.

**2078. Bauerrichter, H., and Virtal, G.** July 30. [Provisional protection only.]

*Stereoscopes.*—The lenses and card support are fixed at opposite ends of a frame fitting into a box or case, which may also hold stereoscopic slides, handkerchiefs, gloves, &c. The box is cut to let the lenses project when it is closed. The box and stereoscope, in another form, are made to appear as one piece when the stereoscope is not in use; the lenses do not, in this case, project. This is effected by making the ends of the frame hold down; the rest of the box may be used for like purposes as above.

**2129. Bradley, J.** Aug. 7. [Provisional protection only.]

*Camera obscuras; magic-lantern apparatus.*—Relates to a method of transferring the designs to be engraved on a printing-cylinder from an enlarged diagram to the table of the engraving-machine. This may be done by reflecting a shadow of the pattern on to the table by a strong light and a mirror. The pattern may then be traced from the shadow.

**2130. Scartliff, J. R.** Aug. 7. [Provisional protection only.]

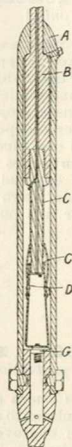
*Compasses, drawing; dividers; miners' dials.*—The distance between the points of a pair of compasses is indicated on a dial placed upon the face of the shoulder of one of the limbs. The head of the other limb has one half of its periphery toothed to work in a small pinion pinned in a slot in the shoulder of the first limb. The rivet which secures the pinion carries a pointer denoting on a scale the distance between the points. The positions of the quadrant rack and pinion may be reversed. The pinion in this case drives a toothed wheel mounted upon the dial-pin between the two parts of the joint at the head of the compasses. The pointer may also be secured to the rivet which connects both parts together, and the dial placed upon the shoulder of the other limb. The invention may be applied to "mining dials" and like instruments.

**2162. Benson, J. W.** Aug. 13. [Provisional protection only.]

*Eyeglasses.*—Bows or handles for eyeglasses are made with a double swivel to admit of their turning round in different directions; they may be attached by screwing or otherwise.

**2200. Balestrini, P. A.** Aug. 19.

*Sounding-apparatus.*—Consists in the application of electricity for sounding purposes, by the use of a plummet such that on its reaching the bottom an electric circuit is made or broken and a signal at the surface thereby operated. A plummet of this kind comprises a piston B sliding within a casing A, and fitted with two insulated rings C connected to the two wires led down the centre of the piston. The circuit is normally closed by a spring D engaging the two rings C, but on the plummet reaching the bottom the piston B descends, thus breaking the circuit. The casing is filled with liquid such as oil, alcohol, &c., which is prevented from escaping by a piston G.



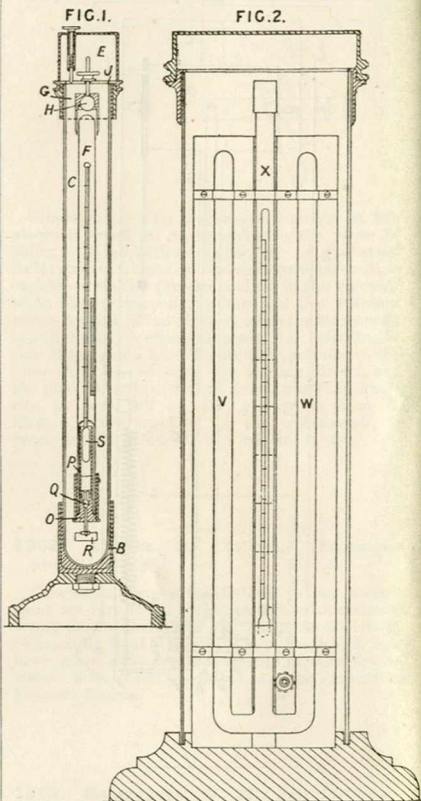
**2218. Hall, W. K.,** [Marine Velocimetre Co.]  
Aug. 21. [Provisional protection only.]

*Logs and leeway indicators.*—The speed and the leeway are indicated and recorded by a drag or flap valve which hangs from a box on the keel and takes up an inclined position depending upon the speed, while a small paddle-wheel placed transversely in the keel is actuated by the leeway. Suitable connections enable each apparatus to operate index hands, and the forward motion is recorded at intervals by means of clockwork.

**2278. Cumming, G.** Aug. 29.

*Barometers ; thermometers ; hygrometers.*—In the form shown in Fig. 1, the instrument is of the type in which an air tube, closed at the top, is partly immersed in a liquid. A glass tube C, of large bore, is cemented into a pedestal B, and is fitted at the top with a screw-cap E, from a plate J, in which depends a tube F closed at the top, and fitted at the bottom with a screw-plug O. An axial passage in this plug is fitted with a valve Q carried by a float R. The plug O also screws into a tube P, in which the bulb S of a thermometer is supported. The outer tube C is partly filled with coloured water which is adjusted to stand at the same level in the tube F for a barometric pressure of, say, 29 inches of mercury, and a temperature of 60° F. The rising and falling of the water column then subsequently indicates the barometric height. The dew-point is determined by calculation from the thermometer reading. In a modification, the top of the

tube F is fitted with a stop-cock. For marine use, the ball-and-socket suspension H, G, and the foot B are dispensed with, the instrument being hung up from the cap E. Fig. 2 shows



a form in which a central, open-topped tube X is in communication with two sealed branches V, W. The liquid rises and falls in the central tube against a barometer scale.

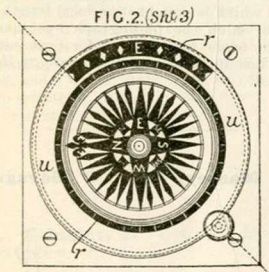
**2312. Godet, P. B.** Sept. 4. [Provisional protection only.]

*Stereoscopes.*—Stereograms are mounted in an album and viewed by lenses fixed in the cover.

- 2366. Silver, T.** Sept. 11. [*Provisional protection only.*]

*Sounding-apparatus.*—Relates to a method of taking continuous soundings in great ocean depths, by observations of the varying strain which cables experience during the process of paying-out. Two frameworks are arranged on the vessel, one above the other, each being fitted with grooved pulleys, sheaves or drums, and are held apart by means of springs. The bottom framework is fixed on deck, whereas the upper is capable of approaching or receding from its neighbour, and in doing so affects the springs. The cable is wound around a pulley of each framework alternately, and finally passes over the stern of the ship into the sea. Variations of strain in the cable produce corresponding variations in strain upon the framing and springs, and by recording these by means of an index, indicator dial or other suitable apparatus in the manner of a steam engine indicator, the various lengths and weights of cable suspended at any moment may be ascertained, and the contour of the bottom of the ocean delineated.

- 2371. Lungley, C.** Sept. 11.



*Binnacles.*—An adjustable indicator set for the officer on duty to point out the course to be steered is adapted to ships' binnacles. Above the compass card is mounted a graduated ring *r*. The ring has teeth formed on its periphery to engage with a pinia rotated by a milled head so that the indicator ring may be adjusted to any required position. The graduated ring *r* is covered by a plate *u* having an opening. An adjustable indicator, mounted in a box which may be attached to the side of the binnacle, may replace the indicator shown in Fig. 2.

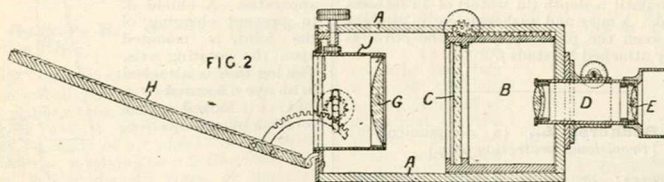
- 2428. Dering, G. E.** Sept. 18.

*Sounding-apparatus.*—Deep-water soundings necessary in laying or picking up submarine electric cables and for other purposes are obtained by the use of a self-registering instrument similar to an aneroid barometer and indicating the pressure of the water.

- 2446. Picot, L. F.** Sept. 21. [*Provisional protection only.*]

*Specific-gravity estimating-apparatus.*—In a salinometer for indicating the saturation of water in marine boilers, the hydrometer rests in an inner perforated vessel, placed in an outer vessel, which is supported by, and communicates with, a hollow frame. The water from the boiler passes through a dome chamber, placed beneath the central receiving vessel to the frame. An overflow basin surrounds the outer vessel.

- 2459. Newton, A. V.,** [Woodward, D. A.] Sept. 22.



*Camera lucidas; camera obscuras.*—A box camera is arranged for projecting the image of a photographic transparency on to a surface suitable for tracing or painting. The apparatus consists of a box camera *A* with a focussing lens *D*. *B* is an internal focussing carrier for

the transparency *C*. The transparency is illuminated by sunlight by means of a plano-convex lens *G* mounted in a rotatable sleeve *J*, to which the reflector *H* is pivoted. The reflector *H* and sleeve *J* are adjusted by racks and pinions.